



Cambridge Primary Programme

CAMBRIDGE GLOBAL ENGLISH 1  
PRACTICE READING & WRITING 4

Name: \_\_\_\_\_

Date: \_\_\_\_\_

Class: \_\_\_\_\_

Part 1. Look and read. Put a tick (✓) or a cross (×) in the box.

Examples



This is a hat.

☒

This is a cat.

☐

Questions

1.



This is a shirt.

☐

2.



I can throw a ball.

☐

3.



The ball is in the chair.

☐

4.



This is a rectangle.

☐


5.



These are trousers.

☐

**Part 2. Look and read. Write Yes or No.**



**Examples**

*There are two children.*

*.....Yes.....*

*There are some birds.*

*.....No.....*

**Questions**

1. The duck is in the water.

.....

2. The ball is under the tree.

.....

3. Mum is wearing a dress.

.....







4. The girl is wearing trousers and shoes.

.....

5. Dad is wearing glasses.

.....

**Part 3. Read, circle and write.**

<p>0. This is <u>bread</u> .</p> <div style="display: flex; align-items: center; margin-top: 10px;"> <div style="border: 1px solid black; padding: 5px; margin-right: 20px;"> <p style="text-align: center;"><b>bread</b></p> <p style="text-align: center;"><b>yogurt</b></p> </div>  </div>	<p>1. _____ is wearing a yellow shirt.</p> <div style="display: flex; align-items: center; margin-top: 10px;"> <div style="border: 1px solid black; padding: 5px; margin-right: 20px;"> <p style="text-align: center;"><b>She</b></p> <p style="text-align: center;"><b>He</b></p> </div>  </div>
<p>2. I _____ wearing shoes.</p> <div style="display: flex; align-items: center; margin-top: 10px;"> <div style="border: 1px solid black; padding: 5px; margin-right: 20px;"> <p style="text-align: center;"><b>are</b></p> <p style="text-align: center;"><b>am</b></p> </div>  </div>	<p>3. Can you hit ball?</p> <p>Yes, _____ .</p> <div style="display: flex; align-items: center; margin-top: 10px;"> <div style="border: 1px solid black; padding: 5px; margin-right: 20px;"> <p style="text-align: center;"><b>I do</b></p> <p style="text-align: center;"><b>I can</b></p> </div>  </div>
<p>4. The children _____ happy.</p> <div style="display: flex; align-items: center; margin-top: 10px;"> <div style="border: 1px solid black; padding: 5px; margin-right: 20px;"> <p style="text-align: center;"><b>is</b></p> <p style="text-align: center;"><b>are</b></p> </div>  </div>	<p>5. The ball is _____ the box.</p> <div style="display: flex; align-items: center; margin-top: 10px;"> <div style="border: 1px solid black; padding: 5px; margin-right: 20px;"> <p style="text-align: center;"><b>on</b></p> <p style="text-align: center;"><b>above</b></p> </div>  </div>

**Part 4. Put the words into the correct order.**

1. The / ball / under / the / is / chair / . /      → .....
2. you / Can / roll / ball / a / ? /      → .....
3. wearing / What / you / are / ? /      → .....
4. are / We / wearing / hats / green / . /      → .....
5. Yes / can / , / I / . /      → .....