



Cambridge Primary Programme

CAMBRIDGE GLOBAL ENGLISH 1 PRACTICE READING & WRITING 3

Name: _____

Date: _____

Class: _____

Part 1. Look and read. Put a tick (✓) or a cross (×) in the box.

Examples



This is a hat.

☒

This is a cat.

☐

Questions

1.



This is a skirt.

☐

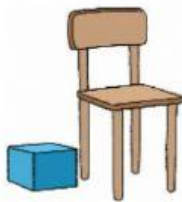
2.



She can hit a ball.

☐

3.



The box is next to the chair.

☐

4.



This is a square.

☐


5.



He is wearing a T-shirt and glasses.

☐

Part 2. Look and read. Write Yes or No.



Examples

There are three children.

.....Yes.....

There are 2 birds in the tree.

.....No.....

Questions

1. The duck is in the water.

.....

2. The boys are wearing T-shirts.

.....

3. The girl is wearing a hat.

.....






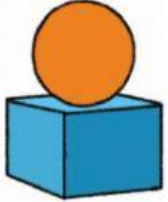
4. The girl has a ball.

.....

5. Mum is wearing a skirt.

.....

Part 3. Read, circle and write.

<p>0. This is <u>bread</u> .</p> <div style="display: flex; align-items: center;"> <div style="border: 1px solid black; padding: 5px; margin-right: 10px;"> <p>bread</p> <p>yogurt</p> </div>  </div>	<p>1. She _____ wearing a purple shirt.</p> <div style="display: flex; align-items: center;"> <div style="border: 1px solid black; padding: 5px; margin-right: 10px;"> <p>is</p> <p>are</p> </div>  </div>
<p>2. They _____ cutting shapes.</p> <div style="display: flex; align-items: center;"> <div style="border: 1px solid black; padding: 5px; margin-right: 10px;"> <p>are</p> <p>is</p> </div>  </div>	<p>3. Can you hit ball? _____, I can't.</p> <div style="display: flex; align-items: center;"> <div style="border: 1px solid black; padding: 5px; margin-right: 10px;"> <p>Yes</p> <p>No</p> </div>  </div>
<p>4. The hen _____ laying eggs.</p> <div style="display: flex; align-items: center;"> <div style="border: 1px solid black; padding: 5px; margin-right: 10px;"> <p>is</p> <p>are</p> </div>  </div>	<p>5. _____ is the ball? The ball is on the box.</p> <div style="display: flex; align-items: center;"> <div style="border: 1px solid black; padding: 5px; margin-right: 10px;"> <p>What</p> <p>Where</p> </div>  </div>

Part 4. Put the words into the correct order.

1. The / on / duck / the / is / chair / . / →
2. can / She / bounce / ball / a / . / →
3. wearing / What / he / is / ? / →
4. you / Can / catch / ball / a / ? / →
5. cutting / They / are / triangles / . / →