


Name \_\_\_\_\_ Date \_\_\_\_\_

Unit \_\_\_\_\_ Lesson \_\_\_\_\_

1. Match the pictures and the words. Write the machines in the correct box.



rocket drill hammer trowel television washing machine pencil sharpener

Simple machines	Complex machines

2. Write the machines next to their definitions in the chant.

We are the simple machines

We sharpen your pencil \_\_\_\_\_

And cut your hair. \_\_\_\_\_

We open your bottles \_\_\_\_\_

And hammer in nails. \_\_\_\_\_ You can find us everywhere!

We are the complex machines

We take you around from place to place \_\_\_\_\_ We wash your clothes \_\_\_\_\_

And tell the time \_\_\_\_\_ And whizz you into space!!! \_\_\_\_\_

# Machines and inventions

Support Worksheet 6.1

Name \_\_\_\_\_ Date \_\_\_\_\_

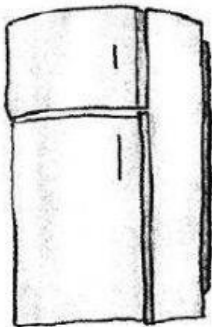


Unit \_\_\_\_\_ Lesson \_\_\_\_\_

## 1. Complete the sentences.

Mac\_\_nes make w\_\_k easier. They need en\_\_gy. Some use \_lectricit\_. Some use energy from p\_\_p\_e.

## 2. Circle the machines which need electricity.

## 3. Copy the words by their machine.



hammer

alarm clock

fridge

drill

telephone

scissors