



## Cambridge Primary Programme

## CAMBRIDGE GLOBAL ENGLISH 1 PRACTICE READING & WRITING 2

Name: \_\_\_\_\_

Date: \_\_\_\_\_

Class: \_\_\_\_\_

Part 1. Look and read. Put a tick (✓) or a cross (×) in the box.

### Examples



*This is a hat.*

☒

*This is a cat.*

☒

### Questions

1.



*This is a skirt.*

☐

2.



*He is cutting.*

☐

3.



*She is wearing a dress.*

☐

4.



*I can roll a ball.*

☐

5.



*He can hit a ball.*

☐

**Part 2. Look and read. Write Yes or No.**



**Examples**

*The girl is happy.*

.....Yes.....

*There are 2 birds in the tree.*

.....No.....

**Questions**

1. The ducks are in the water.

.....

2. The boy is wearing a T-shirt and trousers.

.....

3. The girl is wearing a shirt.

.....







4. There is a ball on the flowers.

.....

5. The boy is cutting a triangle.

.....

### Part 3. Read, circle and write.

<p>0. This is <u>bread</u> .</p> <div style="display: flex; align-items: center;"> <div style="border: 1px solid black; padding: 5px; margin-right: 10px;"> <p style="text-align: center;"><b>bread</b></p> <p style="text-align: center;"><b>yogurt</b></p> </div>  </div>	<p>1. She _____ wearing a skirt.</p> <div style="display: flex; align-items: center;"> <div style="border: 1px solid black; padding: 5px; margin-right: 10px;"> <p style="text-align: center;"><b>is</b></p> <p style="text-align: center;"><b>are</b></p> </div>  </div>
<p>2. They _____ drawing.</p> <div style="display: flex; align-items: center;"> <div style="border: 1px solid black; padding: 5px; margin-right: 10px;"> <p style="text-align: center;"><b>are</b></p> <p style="text-align: center;"><b>is</b></p> </div>  </div>	<p>3. Can you bounce ball?</p> <p>No, _____ .</p> <div style="display: flex; align-items: center;"> <div style="border: 1px solid black; padding: 5px; margin-right: 10px;"> <p style="text-align: center;"><b>I can</b></p> <p style="text-align: center;"><b>I can't</b></p> </div>  </div>
<p>4. _____ is he wearing?</p> <p>He is wearing a T-shirt and trousers.</p> <div style="display: flex; align-items: center;"> <div style="border: 1px solid black; padding: 5px; margin-right: 10px;"> <p style="text-align: center;"><b>What</b></p> <p style="text-align: center;"><b>Where</b></p> </div>  </div>	<p>5. The bee is _____ the flower.</p> <div style="display: flex; align-items: center;"> <div style="border: 1px solid black; padding: 5px; margin-right: 10px;"> <p style="text-align: center;"><b>on</b></p> <p style="text-align: center;"><b>above</b></p> </div>  </div>

### Part 4. Put the words into the correct order.

1. cat / The / is / under / the / table / . / → .....
2. is / Where / the / duck / ? / → .....
3. am / I / wearing / shoes / . / → .....
4. you / Can / bounce / ball / a / ? / → .....
5. can / I / ball / throw / a / . / → .....