

Wat Khien Khet School
(MEP Prathom 1)

Math Worksheet (Pictograms)

Name: _____ Number: _____

Part A: Read the pictograph and answer the following questions.

Treats at the Bakery	
cupcakes	   
pies	     
cookies	  
cake	    

How many treats are there?

1.



2.



3.



4.



















5. Which treat has the most?



6. Which treat has the least?



7. How many cupcakes and cookies are there altogether?

Favorite Food	
Pizza	    
Chicken Nuggets	     
Hamburger	 
Hot Dog	  

8. What is the title of the graph?

9. How many students like hot dog?

10. How many students like pizza?

11. Which food item is the favorite?

12. Which food got the least votes?

13. How many students voted altogether?