

4

Look and read. Put a tick (✓) or a cross (✗) in the box.
There are two examples.

Examples



This is a gift.



This is a keyboard.



Questions

①



This is a rectangle.

☐

②



This is a head.

☐

③



These are ears.

☐

④



John is taller than Ken.

☐

5

Look and read. Write Yes or No.

Examples

The dresses are under the skirts.

Yes

There are four dresses.


NoQuestions

1. There are three bags on the desk. _____
2. The pencil cases are next to the desk. _____
3. The boy's wearing a T-shirt and shorts. _____
4. The girl's wearing a skirt and a sweater. _____

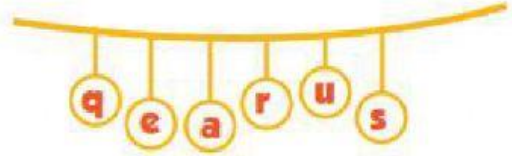
6

Look at the pictures. Look at the letters. Write the words.

Example



s q u a r e



Questions

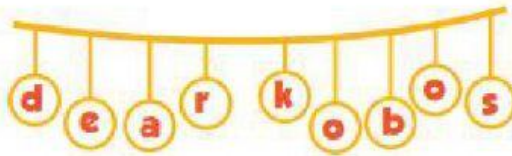
①

18



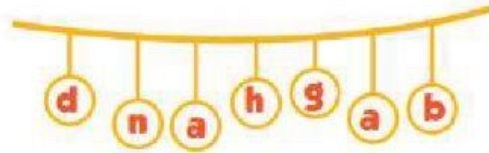
②





4





7

Read this. Choose a word from the box. Write the correct word next to the number 1 - 4. There is one example.

My Favorite Subject



At school, my favorite subject is art. I draw (1) _____
in art. I have art on Tuesday. Toby's favorite subject is music.
He has music on (2) _____. He (3) _____
songs and (4) _____ piano. He loves it!

Example



art



sings



pictures



Friday



plays



reads

**Look at the pictures and read the questions.
Write one-word answers.**

Examples

Where's the pencil case?

It's on the desk.

Where are the books?

They're under the desk.



Questions

1. Where's the sweater?

It's _____ the bed.

2. Where's the teddy bear?

It's _____ the bed.



3. What is Adam touching?
His _____.

4. What is Toby touching?
His _____.

