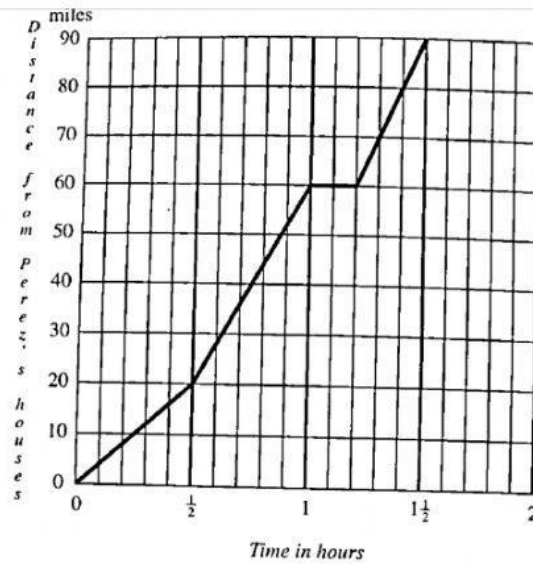


16.



The graph shows Perez's journey from his house to his grandmother's house.

- (a) How long did Perez take to travel the first 20 miles?

Answer: _____ hr [1]

- (b) How long did Perez stop for after travelling for one hour?

Answer: _____ [1]

- (c) How far from his home was Perez after one hour?

Answer: _____ miles [1]

ROUGH V

- (d) How far is it from Perez's house to his grandmother's house?

Answer: _____ miles [1]

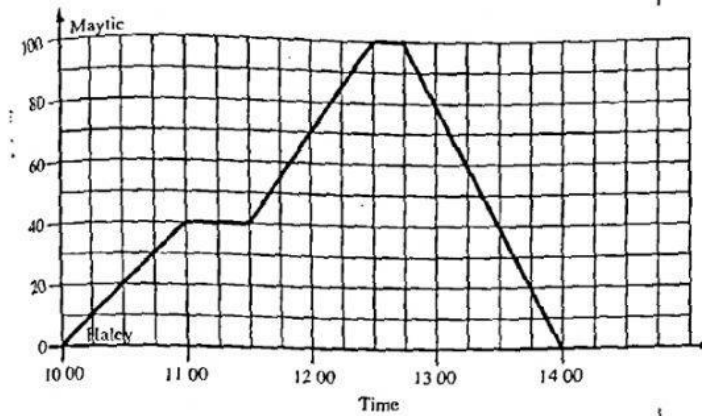
- (e) How long did it take for Perez to reach his grandmother's house?

Answer: _____ hrs [1]

- (f) Calculate the average speed for Perez's entire journey.

Answer: _____ mph [3]

20. The graph shows the return journey by car from Haley to Maytie.



(a) At what time did the car leave Haley?

Answer: _____ [1]

(b) How far is it from Haley to Maytie?

Answer: _____ km [1]

(c) How long did the car stop for in total?

Answer: _____ [2]

(d) At what time did the car return to Haley?

Answer: _____ [1]

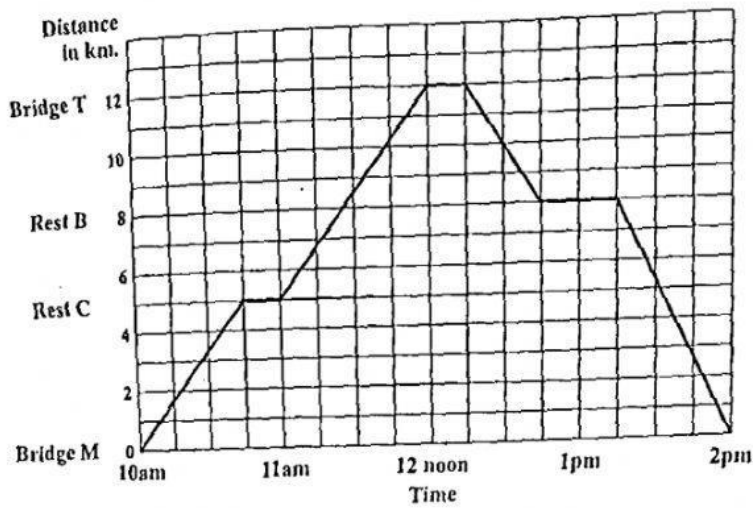
(e) Calculate the total time taken for the entire journey.

Answer: _____ [1]

(f) Calculate the average speed of the entire journey (include stops).

Answer: _____ k/h [3]

16. The graph shows an athlete on a run from Bridge M to Bridge T and back.



- (a) How long does the athlete stop altogether?

Answer: _____ hour(s) [2]

- (b) At what time does he arrive at Bridge T?

Answer: _____ [1]

- (c) At what time does he arrive at Rest stop B on the RETURN run?

Answer: _____ [1]

- (d) Calculate the TOTAL distance ran.

Answer: _____ km [2]

R(

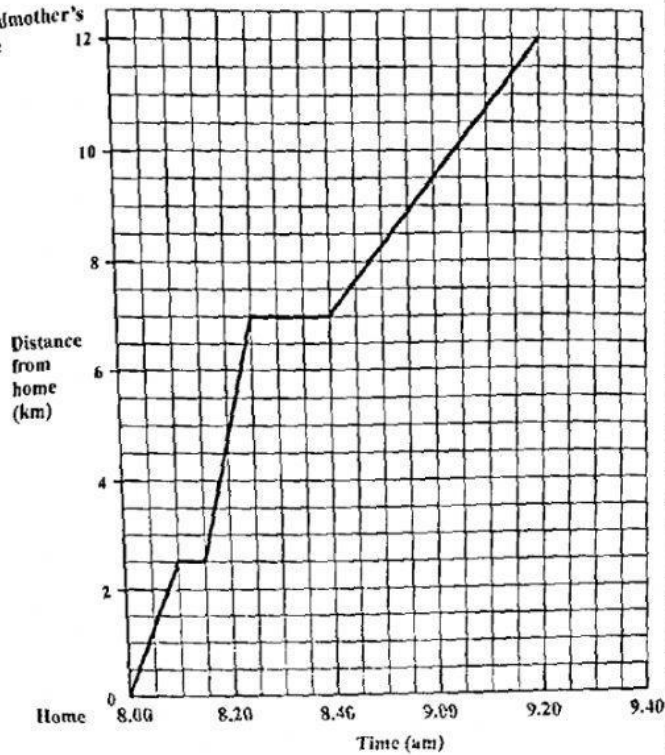
- (e) Calculate the time taken for the entire run.

Answer: _____ hours [1]

- (f) Calculate the mean speed for the entire journey.

Answer: _____ km/h [2]

17.
Grandmother's
house



- (a) How far has Norman cycled in the first 10 minutes?

Answer: _____ km [1]

- (b) Norman made two stops along his journey. How long did he stop in total?

Answer: _____ mins [3]

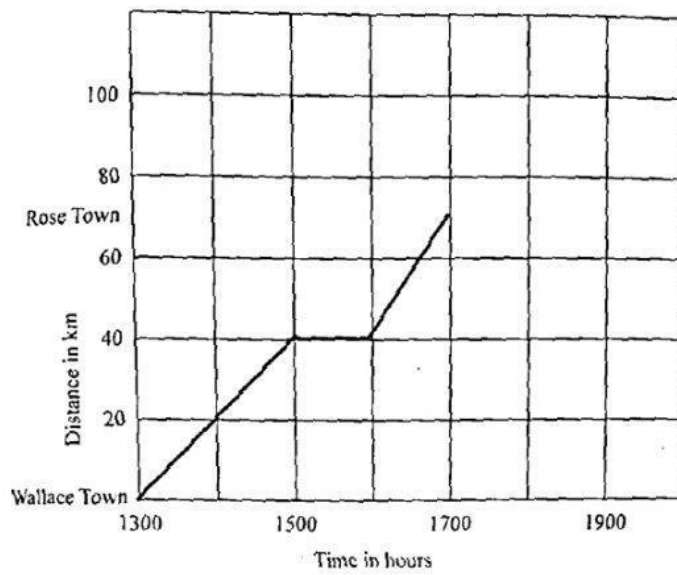
- (c) How far from Grandmother's house was Norman at 8.40 am?

Answer: _____ km [1]

- (d) Calculate the average speed for the entire journey (excluding rest stops).

Answer: _____ km/min [4]

6. The travel graph below shows Mr. Brown's drive from Wallace Town to Rose Town. He leaves Wallace Town at 1300 hours and stops for Lunch on his way to Rose Town.



- (a) How far is Wallace Town from Rose Town?

Answer: _____ [1]

- (b) How long did the journey take?

Answer: _____ [1]

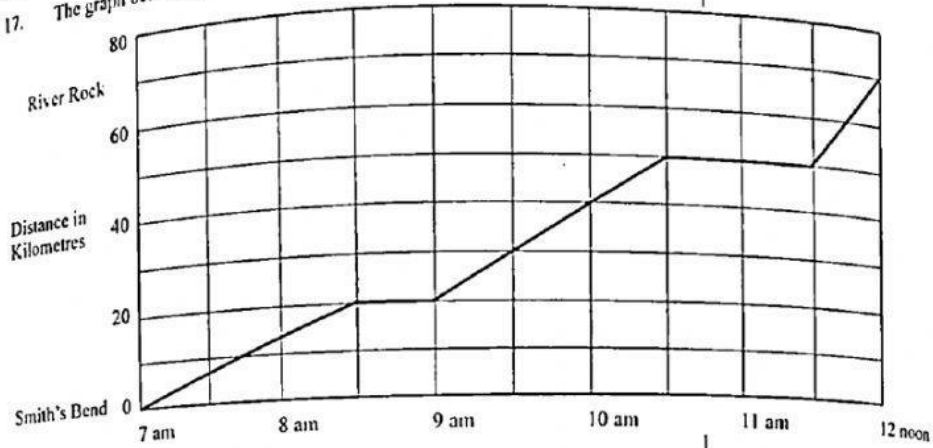
- (c) How long did Mr. Brown stop for lunch?

Answer: _____ [1]

- (d) Calculate the average speed of the entire journey.

Answer: _____ [2]

17. The graph below represents a bicycle ride from Smith's Bend to River Rock.



- (a) At what time did the cyclist make his FIRST stop after leaving Smith's Bend?

Answer: _____ [1]

- (b) Calculate the total time the cyclist stopped altogether?

Answer: _____ [1]

- (c) How many kilometres away from River Rock was the cyclist at 10:30 am?

Answer: _____ [1]

- (d) What is the distance between Smith's Bend and River Rock?

Answer: _____ [1]

- (e) How long did the journey from Smith's Bend to River Rock take (excluding stops)?

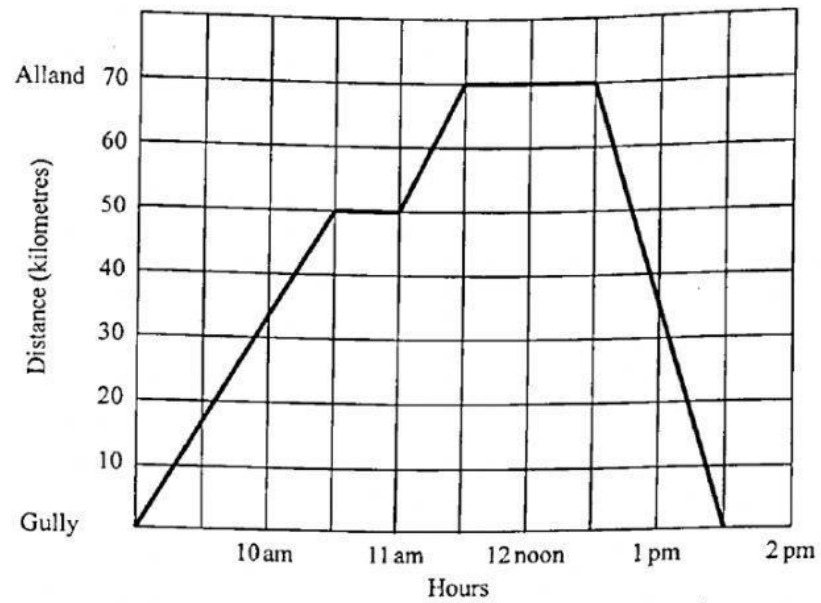
Answer: _____ [2]

- (f) Calculate the average speed of the journey (excluding stops)

Answer: _____ [3]

15.

The graph below shows a car journey from Gully to Alland and back.



- (a) At what time did the journey begin? _____ [1]
- (b) How far is it from Gully to Alland? _____ [1]
- (c) How long did the car stop in Alland? _____ [1]
- (d) How long did the entire journey take? (do not include stops)
_____ [2]
- (e) How far did the car travel for the entire journey?
_____ [1]
- (f) Calculate the average speed for the entire journey. (do not include stops).

Give answer correct to nearest whole number.

_____ [3]