GREENFIELD SCHOOL
Cambridge Assessment International Education
Cambridge International School
Happy School : an education from the heart within

Cambridge Primary Programme

CAMBRIDGE PRIMARY SCIENCE 2

REVIEW UNIT 3

Name:_____ **Date:** _____ **Class:** _____

1. Look at these things below. Circle elastic materials.

paper clip

cotton T-shirt

diamond

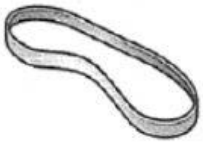

rubber band



ice



sponge

2. Liquid or solid? Choose the correct word to fill in the blank.

liquid **solid**

_____

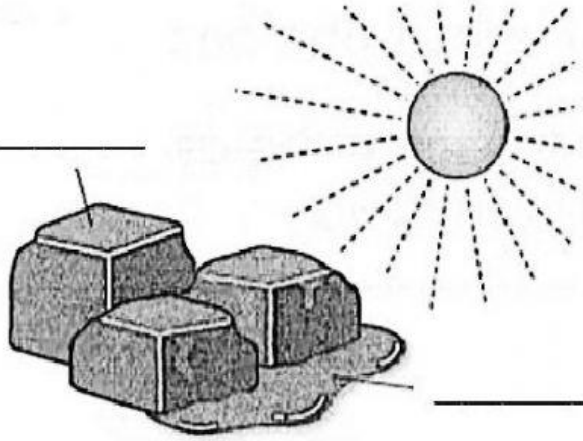

_____

LIVEWORKSHEETS

3. Do you think these materials are solids or liquids? Look at things below and tick ✓ the correct box.

sugar	**coffee**	**orange juice**	**paper**
Solid ☐	Solid ☐	Solid ☐	Solid ☐
Liquid ☐	Liquid ☐	Liquid ☐	Liquid ☐

rocks	**water**	**sand**	**cola**
Solid ☐	Solid ☐	Solid ☐	Solid ☐
Liquid ☐	Liquid ☐	Liquid ☐	Liquid ☐

4. Read the statements and write true or false next to it.

a. Some materials are hard but some materials are soft. _____

b. We can not change the shape of soft materials easily with our hands. _____

c. We can change the shape of some materials by: bending, twisting, stretching and squashing. _____

d. Rubber is a natural elastic material. _____

LIVEWORKSHEETS

5. How have the shapes been changed? Match the action to the correct picture.

twisting

bending



stretching



squashing

6. Choose the correct word to fill in the blanks.

Salt	**liquid**	**bend**	**dissolve**	**ice**

a. We can not _____ glass using our hands.

b. Some materials _____ in water.

c. Heating turns chocolate to a _____.

d. If water is put into a freezer it changes to _____.

e. _____ comes from rocks under the ground, at the bottom of the sea or on land.

LIVEWORKSHEETS

7. Match the word to its definition.

a. **Stretch**

b. **Dissolve**

c. **Elastic**

d. **Twist**

- Change the shape of an object by turning parts of it in different ways
- Change the shape of a material by pulling – making it longer or wider
- When a solid becomes part of a liquid
- A material that stretches easily and can go back to the shape it started as

LIVEWORKSHEETS