

Name:

Date:


Class:

Mid-term II Revision


SPEAKING WORKSHEET

I. Find the differences between two pictures

A






B



Example: In picture A, the shoes are blue, but in picture B, they are white.

1. In picture A, there is a on the wall, but in picture B, there is a on the wall.
2. In picture A, the boy has got hair, but in picture B, he has got hair.
3. In picture A, the boy isn't wearing , but in picture B, he is glasses.
4. In picture A, there are three on the table, but in picture B, there two books.

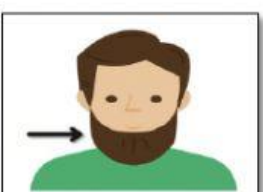

II. Find the different ones



*Example: A book is different **because** it isn't a fruit.
BUT a lemon, a pineapple and an orange are fruit.*



1. is different because, and
 are illnesses. But is not an illness.



2. is different because, and
 are places. But is not a place.




3. Picture is different because she's got hair.
 But in picture 1,2 and 3, they have got hair.

III. Retell the story

Look at the pictures. They tell a story.

Look at the first picture, "Alex and the girls are on the bus. They are happy to go to school".

Now you have 5 minutes to prepare and then, tell a story.



First,

.....

Next,

.....

Finally,

.....

IV. Answer the questions

1. What's your name?

→ My name is

2. Who is the tallest person in your family?

→ My is the tallest person in my family.

3. Was there a cinema in your town 3 years ago?

→ Yes, there / No, there

4. Were there any supermarkets in your town 2 years ago?

→ Yes, there / No, there

5. What must or mustn't you do in class?

→ I must in class.