MINISTERIO DE EDUCACIÓN | Gobierno del Encuentro | Juntos lo logramos

LEOVIGILDO LOAYZA LOAYZA" BACHILLERATO HIGH SCHOOL
Dirección Distrital 07D04 Balsas-Marcabeli-Piñas.

Piñas - El Oro - Ecuador.

ÁREA:	English Foreign Language	**WEEK**	**March, 2nd to 7th, 2022.**		
CLASS	EIGHTH	**PARALLEL**	" "	**SUBJECT**	English
TEACHER	Lic. Libia Cuenca Cevallos.	**STUDENT´S NAME:**			

LEARNING ACTIVITIES FOR: SECOND TERM EXAM.

LEARNING OBJECTIVE:

*To find socio-cultural aspects of their own country and others, experiencing other cultures and languages from the point of view of their own national and cultural identity, in order to understand the role of diversity in the construction of an intercultural society and enjoy an enriched perspective of their own language1 and the use of language2 for communication and learning, developing so a critical and creative thinking using different skills: reading, writing, listening and speaking.



INTRODUCTIÓN:

English is an important communication tool in today's globalized world, one which allows learners to communicate beyond their own linguistic and geographical boundaries. As learners enter the final sublevel of their high school education, it is important to remember that being able to communicate in the international language of English will prepare them for a myriad of future academic and career opportunities, responsibilities and experiences.

LIVEWORKSHEETS

	TO DO THIS LINK: IN CLASS.

TOPIC: "Testing my language skills

INSTRUCTIONS:

1. The following assignment will replace the final exam grade. (Part one)
2. The following work will be done asynchronously, you can refer to the files or use the internet to consult or investigate, you can also consult the teacher by any means.
3. Read and complete each one of the activities writing your answer **by hand** or digital.
4. You can print the format, but the answers must be handwriting.
5. The handwriting should be clear, or it won't be scored.
6. Use a blue ink pen to write your answers.

and emotional support is essential.

7. Once you submit the activities, save them in your Student Portfolio and **send to your teacher for check by Teams TAREAS.**
8. Do not forget to put the number of the week, your names and surnames and course at the top of the page.
9. If you have any questions write to me at WhatsApp. 0994331621 Email to send links: libiacuenca19@gmail.com

***ESSENTIAL CONTENT*: DAILY ROUTINES/ SIMPLE PRESENT /PRESENT CONTINUOUS**

SIMPE PRESENT.

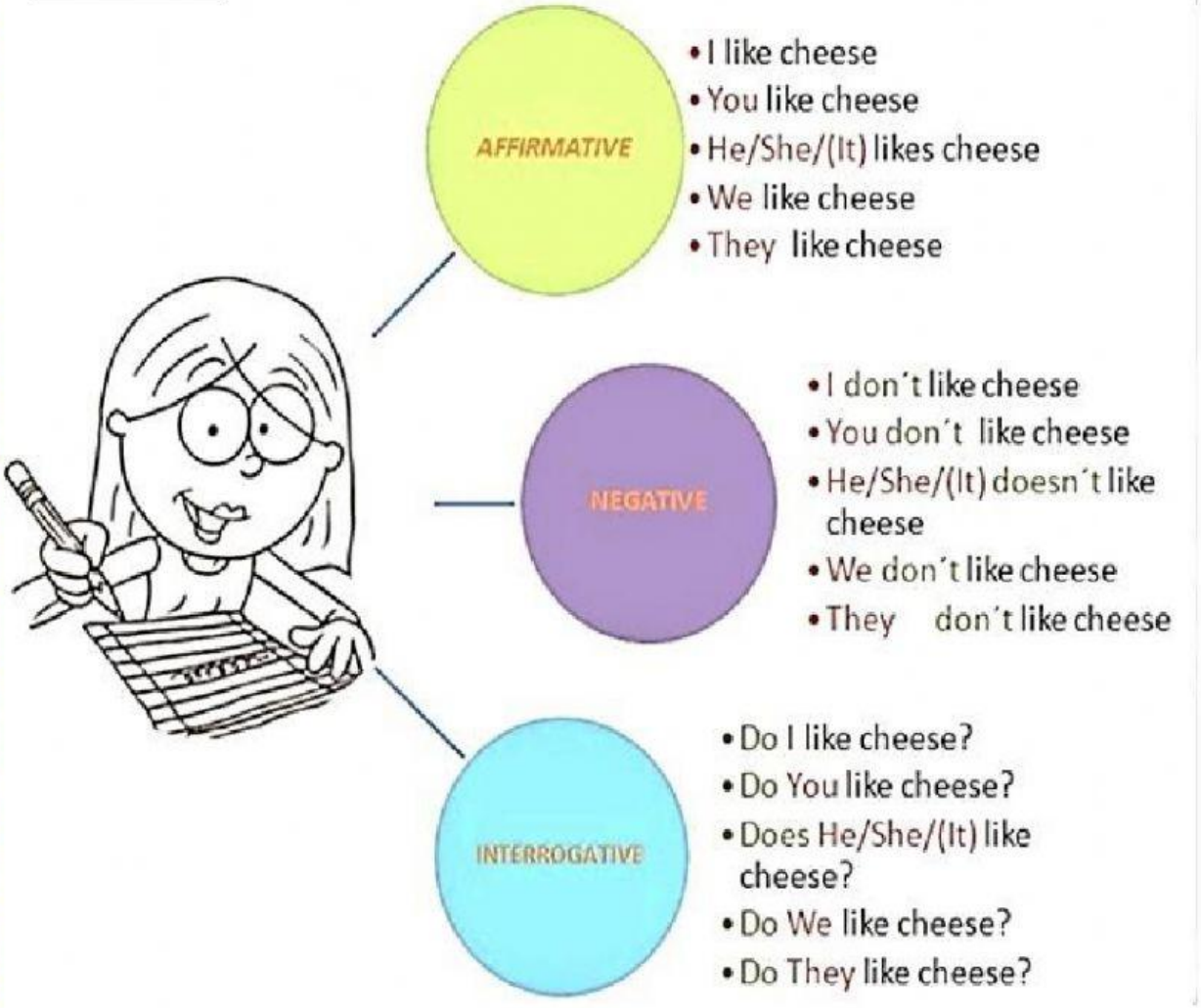

LIVEWORKSHEETS

SPELLING RULES FOR THE PRESENT SIMPLE.

a) Add -s for most verbs.

work - works, buy - buys, ride - rides, return - returns

b) Add -es for words that end in – ch, - s, - sh, - x, o, or - z.

watch - watches, pass – passes, rush – rushes, relax – relaxes, buzz – buzzes.

c) Change the – y to -/ and add – es when the base form ends in a consonant + y.

study – studies, hurry -hurries, dry – dries.

Do not change the -y when the base form ends in a vowel +y Add – s

play – plays, enjoy – enjoys.

d) A few verbs have **irregular – forms.**

be – is, have – has.

Activity:1

1. PUT IN ORDER THE FOLLOWING VERBS (PRESENT SIMPLE)

S	ES	IES

LIVEWORKSHEETS

WRITE THE NEXT VERBS IN ING FORM. LOOK AT THE EXAMPLE.

PRESENT CONTINUOUS.

TO WALK (caminar) – Pres. Continuous

	I am walking	I'm not walking	Am I walking ...?
	You are walking	You aren't walking	Are you walking ...?
	He is walking	He isn't walking	Is he walking ...?
	She is walking	She isn't walking	Is she walking ...?
	It is walking	It isn't walking	Is it walking ...?
	We are walking	We aren't walking	Are we walking ...?
	You are walking	You aren't walking	Are you walking ...?
	They are walking	They aren't walking	Are they walking ...?

Swim	swimming
Play	
Dance	
Watch	
Listen	
Read	
Paint	
Make	
Ride	
Run	

READ AND MATCH USING THE PRESENT CONTINUOUS TENSE.

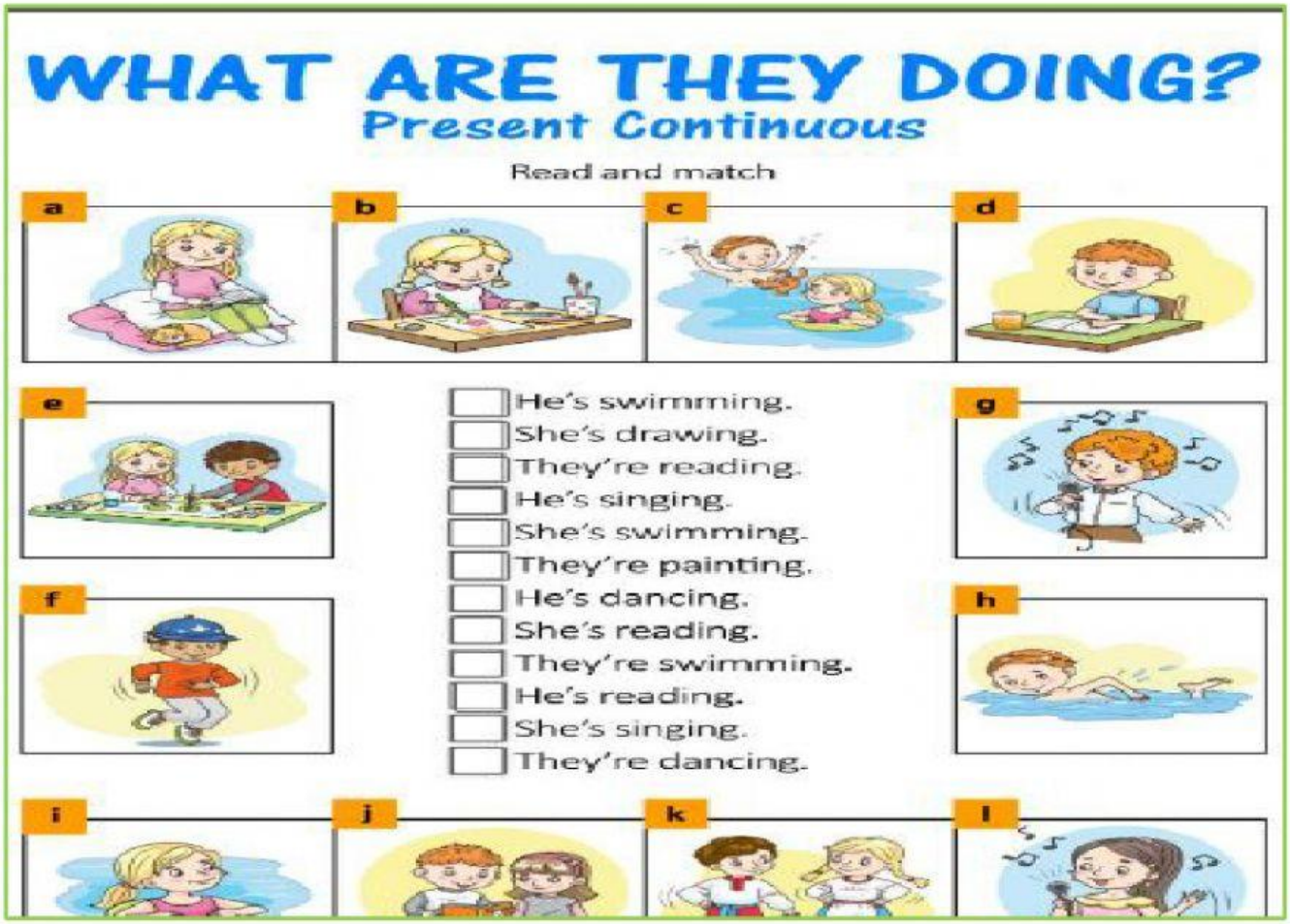

LIVEWORKSHEETS

READING COMPREHENSION:

FAMILY

Hello, my name is Michelle. I am from England. I live in Liverpool. I am nine years old. I live in a house. I live with my father, my mother and my brother. My dad is 40 years old. His name is Steve. He has a beard. My mum is 36 years old. Her name is Laura. She has glasses. My brother is 3 years old. His name is Peter. He has blue eyes. My family is fantastic. Bye!

Choose TRUE or FALSE.

1. Her name is Melissa. TRUE FALSE
2. She is from Italy. TRUE FALSE
3. She lives in Liverpool. TRUE FALSE
4. She is 8 years old. TRUE FALSE
5. She lives in a farm. TRUE FALSE
6. Her dad is forty years old. TRUE FALSE
7. Her mum is thirty-six years old. TRUE FALSE
8. Her brother's name is Peter. TRUE FALSE

LIVEWORKSHEETS

LISTEN AND CHOOSE THE CORRECT ANSWER.

1. Her name is...

Melissa | Michelle | Mary

2. She lives in ...

Paris | Oxford | Liverpool

3. She is ... years old.

nine | seven | ten

4. She lives in a ...

palace | house | library

5. Her dad's name is ...

Peter | Steve | Paul

6. Her mum has ...

glasses | a beard | a cat

7. Her brother's name is ...

Paul | Steve | Peter

8. Her brother is ... years old.

three | thirteen | two

WRITE AND ANSWER THE QUESTIONS ABOUT YOU.

1. **What is your name?**
2. Where are you from?
3. Where do you live?
4. How old are you?
5. Do you have any sister or brother?

LIVEWORKSHEETS

POSSESSIVE PRACTICE:

READ AND MATCH.

I	her
you	their
we	its
they	my
he	our
she	his
it	your

CHOOSE THE RIGHT POSSESSIVE FORM:

My sister has got a dog.

[ ] dog is brown.

I have got a book.

[ ] book is green.

Peter has got a cat.

[ ] cat is small.

They have got a bedroom.

[ ] bedroom is pink.

You have got a brother.

[ ] brother is nice.

It is a crocodile.

[ ] colour is green.

We have got a garden.

[ ] garden is big.

The Simpsons have got a TV.

[ ] TV is old.

Jack has got two friends.

[ ] friends are Bob and Tom..

We have got a car.

[ ] car is red.

LIVEWORKSHEETS

REFLEXIVE PRONOUNS:

We use the REFLEXIVE PRONOUNS when we went to show that the person who did the action also received the actions.

1. COMPLETE THE TABLE WITH THE REFEXIVE PRONOUN:

I	you	he	she	it	we	you	they

2. CHOOSE THE CORRECT REFLEXIVE PRONOUN

- Suzie made a sandwich **herself** / **himself** / **themselves.**
- I choose this hoodie **himself** / **ourselves** / **myself.**
- The students wrote the school play **themselves** / **ourselves** / **itself.**
- Did you pay for these sunglasses **ourselves** / **myself** / **yourself** ?
- My friends and I designed our new school uniform **yourselves** / **myself** / **ourselves** .
- Dad decorated the cake **itself** / **myself** / **himself.**
- Graciela made this oil painting **himself** / **myself** / **herself.**
- It was too windy that the door moved **herself** / **itself** / **myself.**
- We all have done a lot of work in the classroom. We decorated the classroom **ourselves** / **themselves** / **yourselves.**

READING COMPREHENSION: MODULO 2

1. **Read the text below that continues on the top of the page. After reading, write (T) for the true information or (F) for the false information**.

In Rio de Janeiro, Brazil, there is a very famous Carnival celebration. A lot of people from around the world visit this city to see the incredible parades where men, women and children wear colorful costumes while they walk and dance along the streets for many hours. It's a free spectacle but you must find a good place to see the parade early before it starts because it can be really crowded. If you go to Rio, you can also enjoy at the beautiful beaches or eat the famous churrasco in a traditional Brazilian restaurant.

LIVEWORKSHEETS

a. A few people worldwide go visit Brazil during its Carnival. ◯

b. Only men and women with children walk along the streets in the parade. ◯

c. You need to arrive early to find a good place to see the spectacle. ◯

d. The parade is the only attraction in Brazil during Carnival celebration. ◯

1. OBSERVE THE PICTURES AND CHECK " ✓ " IF THEY ARE GOOD OR BAD.

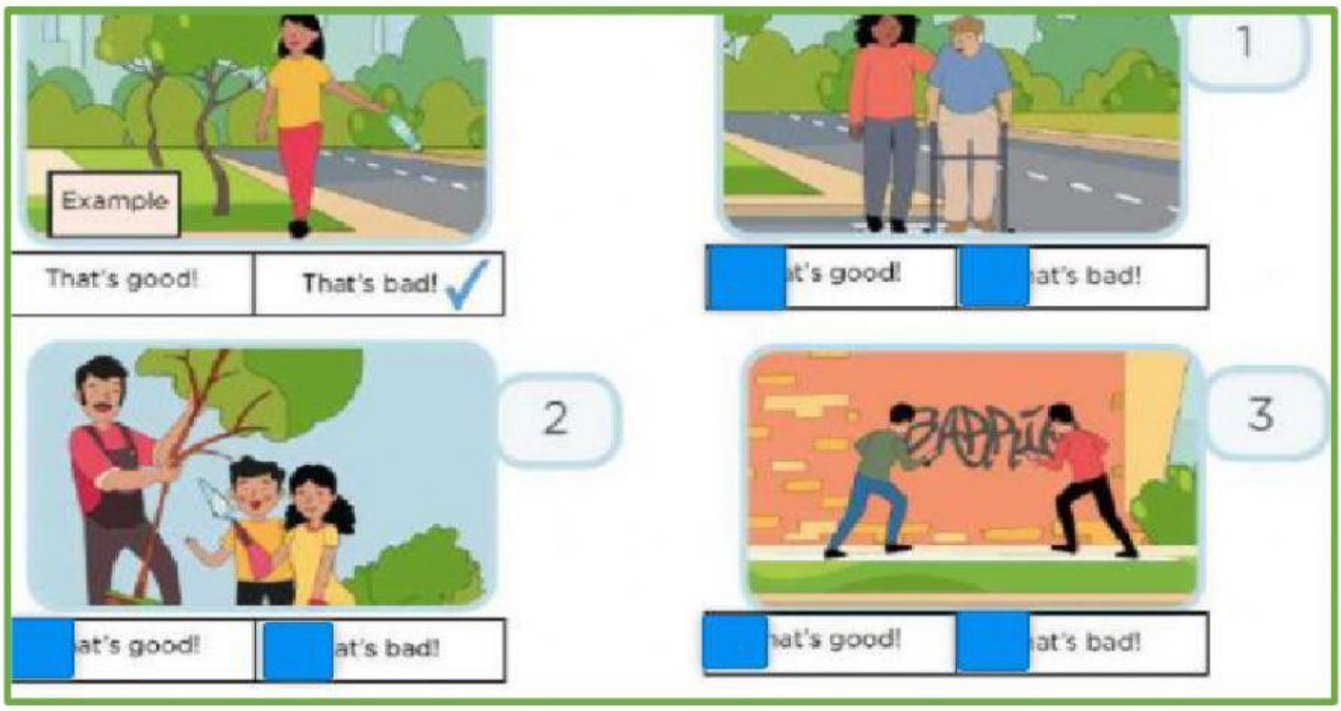

RECOMENDACIONES PARA EL PADRE DE FAMILIA:	Apoyar en el desarrollo de las actividades, destinando el tiempo necesario para su realización y compartiendo con su representado las mismas. Leer cuidadosamente las indicaciones de las actividades Si tiene alguna inquietud, comunicarse con el maestro responsable

STUDENT SIGNATURE: _____

ELABORATED BY	REVISED BY	APPROVED BY
TEACHER: **Lic. Libia Cuenca Cevallos**	**AREA DIRECTOR** **Lic. Libia Cuenca Cevallos**	**VICERRECTOR** **Mgs. Servio Herman Ramírez**
Signature:	Signature:	Signature:
Date February 1st 2022	Date February 1st 2022	Date February 1st 2022

LIVEWORKSHEETS