

I. Look, read and choose the correct word.

Example:

1. He is
 (A) *sad* B. *happy* C. *hungry*
2. This is my
 A. *mom* B. *dad* C. *grandpa*
3. He is
 A. *thirsty* B. *hungry* C. *hot*
4. These are my
 A. *shorts* B. *socks* C. *shoes*
5. This is a
 A. *dress* B. *shirt* C. *hat*



II. Read and put a tick (✓) or a cross (X) .

Example:





1.



He is my dad .



He is sad .

	2. She is hot. <input type="checkbox"/>
	3. There are eleven (11) socks. <input type="checkbox"/>
	4. He is hungry. <input type="checkbox"/>
	5. These are her socks. <input type="checkbox"/>

III. Read and choose: Yes / No.

Example:

1. *Is she happy?*



Yes / **No**

	
2. <i>Is this your grandpa?</i>	3. <i>These are seven dresses.</i>
Yes / No	Yes / No

