

Reading Homework:

The Treasure Hunt

Adapted from ReadWorks

Jordan loves to use clues to **solve** riddles. That's why she loves treasure hunts. She always dreams about being a pirate who is searching for a big treasure chest. She climbs trees and digs holes in her backyard, pretending that she is on a treasure hunt.

Jordan's birthday is soon. Her friends Cameron and Annie decide to create a treasure hunt as her birthday present. They ask their parents what they can do.

"Well, first, you would need to make a map!" says Cameron's mom.

"How do we do that?" Cameron asks.

His mom pulls out a piece of paper and several crayons. "First, you need to draw the place where you will hide the treasure," she says. "How about you draw our backyard?"

Cameron pulls out a black crayon and starts to draw. He marks the spot where the **porch** is, and he draws a black circle to show where his trampoline sits. His mom pulls out a green crayon and draws the big trees that **surround** their backyard. "See? There are plenty of places to hide a treasure," she tells him.

The next day, Cameron shows Annie the map. She thinks that it looks just like his backyard. "It's perfect!" she says, excited.

"Now, we just need to mark the places where we will hide the clues and then the treasure," Cameron says, looking around his backyard.

Annie walks over to the trampoline. She gets down on her hands and knees and finds a big rock. "We can hide a clue under here!" she shouts to Cameron.

Cameron nods his head in agreement. He points to the **porch** and then to a big tree near the trampoline. "We can also put clues near those spots!" he says.



His mom comes outside and sees them planning the treasure hunt. "Don't forget to draw the bird fountain on the map," she says. "You can draw the fountain with a blue crayon so that Jordan will know that it's filled with water."

Cameron and Annie run to get the map. "We can also add the rock by the trampoline so that Jordan can find the clue," Annie says.

"And we should draw the tree by the **porch!**" Cameron adds.

They put more on the map, and when they finish, their drawing includes everything in Cameron's backyard. They map all the shapes and kinds of land and water in the area.

After they hide all the clues (ten in total), Cameron and Annie think about the treasure. "It should be a chest full of candy!" Annie says.

"That's cool! But we could also fill a chest with pirate stuff like a compass and a pirate hat, and even a message in a bottle!" says Cameron.

They finally decide to do both. Their parents help them find a small chest, and they fill it with pirate things and candy. They dig a hole near a tree and bury the chest.

The next day, Jordan comes to Cameron's house for her birthday. Many of their friends come as well. After they cut the cake, Cameron and Annie tell Jordan that they have a surprise for her. They give her the first clue.

"This is so exciting! Thank you so much, guys!" Jordan exclaims. She sets out to find her treasure, with the map in hand.

1. How does Jordan feel about the scavenger hunt her friends prepare?

a. happy and excited	b. bored and uninterested
c. sad and disappointed	d. nervous and doubtful

2. Read the following sentences: "After they cut the cake, Cameron and Annie tell Jordan that they have a surprise for her. They give her the first clue. 'This is so exciting! Thank you so much, guys!' Jordan **exclaims**."

What does "**exclaim**" mean?

a. breathe	b. mumble
c. whisper	d. shout

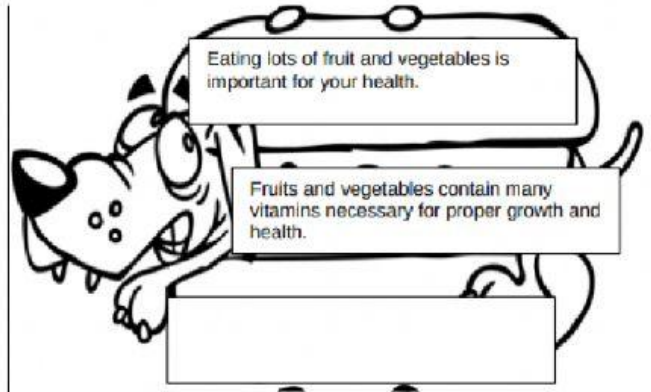

Writing Homework:

Directions: Read the example provided on the left. For the topic sentence and related supporting detail below, write a conclusion sentence that sums it all up.

Concluding Sentences

A paragraph typically contains a topic sentence, supporting ideas, and a concluding sentence. The concluding sentence restates the topic sentence and lets the reader know the paragraph is done. A hot dog is a good analogy of a paragraph. The top bun is the intro. The hot dog itself is the "meaty stuff"—supporting details. The bottom bun sandwiches it all in and holds the whole works together.

Example:



Math Homework:

1. Order the decimals from greatest to least.

Greatest	
Least	

10.011

10.101

10.110

10.001

2. Order the fractions from greatest to least.

--	--	--	--

$1\frac{1}{2}$

$\frac{1}{8}$

$\frac{10}{6}$

$\frac{4}{5}$

3. Solve for the difference of $5\frac{1}{6}$ and $3\frac{1}{2}$. *Remember all answers must be in simplest form - look at your notes*

a. $1\frac{2}{3}$	b. $2\frac{1}{3}$
c. $1\frac{1}{6}$	d. $2\frac{2}{3}$

4. Cameron has the following notebooks in his backpack.

- 3 blue notebooks
- 2 green notebooks
- 2 red notebooks
- 1 yellow notebook

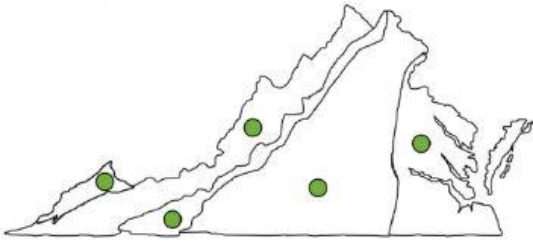
The notebooks are all the same size and shape. Cameron reaches into his backpack and selects one notebook without looking. What is the likelihood that the notebook will be either blue or green?

a. certain	b. likely or most likely
c. unlikely or least likely	d. impossible

Virginia Studies Homework:

Find the Valley and Ridge.

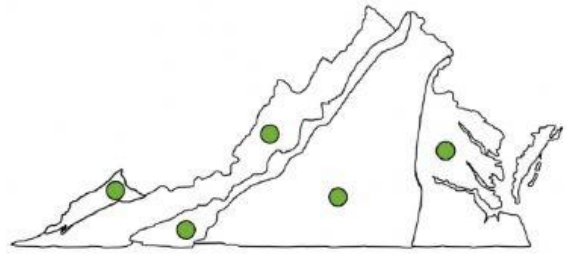
Click the correct place on the map.



© Myra Teacher

Find the Appalachian Plateau.

Click the correct place on the map.



© Myra Teacher

Science Homework:

#11 CHOOSE ALL THE FOLLOWING
MADE OF GAS:



© Pinto Glow 2019

#14 LOW TIDE IS CAUSED BY WHICH
MOON PHASES?:



© Pinto Glow 2019