

## Reading Homework:

### The Treasure Hunt

Adapted from ReadWorks

Jordan loves to use clues to **solve** riddles. That's why she loves treasure hunts. She always dreams about being a pirate who is searching for a big treasure chest. She climbs trees and digs holes in her backyard, pretending that she is on a treasure hunt.

Jordan's birthday is soon. Her friends Cameron and Annie decide to create a treasure hunt as her birthday present. They ask their parents what they can do.

"Well, first, you would need to make a map!" says Cameron's mom.

"How do we do that?" Cameron asks.

His mom pulls out a piece of paper and several crayons. "First, you need to draw the place where you will hide the treasure," she says. "How about you draw our backyard?"

Cameron pulls out a black crayon and starts to draw. He marks the spot where the **porch** is, and he draws a black circle to show where his trampoline sits. His mom pulls out a green crayon and draws the big trees that **surround** their backyard. "See? There are plenty of places to hide a treasure," she tells him.

The next day, Cameron shows Annie the map. She thinks that it looks just like his backyard. "It's perfect!" she says, excited.

"Now, we just need to mark the places where we will hide the clues and then the treasure," Cameron says, looking around his backyard.

Annie walks over to the trampoline. She gets down on her hands and knees and finds a big rock. "We can hide a clue under here!" she shouts to Cameron.

Cameron nods his head in agreement. He points to the **porch** and then to a big tree near the trampoline. "We can also put clues near those spots!" he says.



His mom comes outside and sees them planning the treasure hunt. "Don't forget to draw the bird fountain on the map," she says. "You can draw the fountain with a blue crayon so that Jordan will know that it's filled with water."

Cameron and Annie run to get the map. "We can also add the rock by the trampoline so that Jordan can find the clue," Annie says.

"And we should draw the tree by the porch!" Cameron adds.

They put more on the map, and when they finish, their drawing includes everything in Cameron's backyard. They map all the shapes and kinds of land and water in the area.

After they hide all the clues (ten in total), Cameron and Annie think about the treasure. "It should be a chest full of candy!" Annie says.

"That's cool! But we could also fill a chest with pirate stuff like a compass and a pirate hat, and even a message in a bottle!" says Cameron.

They finally decide to do both. Their parents help them find a small chest, and they fill it with pirate things and candy. They dig a hole near a tree and bury the chest.

The next day, Jordan comes to Cameron's house for her birthday. Many of their friends come as well. After they cut the cake, Cameron and Annie tell Jordan that they have a surprise for her. They give her the first clue.

"This is so exciting! Thank you so much, guys!" Jordan exclaims. She sets out to find her treasure, with the map in hand.

1. What is the first step Annie and Cameron take to plan Jordan's treasure hunt?

|                   |                      |
|-------------------|----------------------|
| a. hide the clues | b. bury the treasure |
| c. draw a map     | d. buy the candy     |

2. There are lots of places to hide clues in Cameron's backyard. What evidence supports this conclusion?

|  |  |
|--|--|
| a. Cameron and Annie ask their parents for help. | b. Cameron and Annie hide ten different clues.                   |
| c. Cameron and Annie make a map of the backyard. | d. Cameron and Annie mark where the clues are hidden on the map. |

## Writing Homework:

Directions: Choose the best conclusion sentence for each paragraph

1. Reading has a lot of benefits. Reading is like exercise for the brain. The more you read, the better you get at it! When you read, you expand your vocabulary because you absorb new words. It also improves your imagination because as you read, you try and translate the words into images. Reading is also just a great form of entertainment.
  - a) That's the end.
  - b) Reading is fun.
  - c) There are so many benefits to reading that I am going to go pick up a book today!
  
2. When the first snow falls, my family and I have a tradition that starts our holiday season. We all gather in our living room and watch the snow come down out of our large window. If there is enough snow, we will go play outside in it! When we come inside, my mom makes us a cup of hot chocolate. While we sip our hot chocolate, we snuggle under a blanket and watch a holiday movie.
  - a) The first snowfall is the best.
  - b) I love when the first snow falls because it is the start of our family's holiday traditions!
  - c) Playing in the snow, drinking hot chocolate, and watching holiday movies indicates that the holiday season is here!

## Math Homework:

1. Order the decimals from least to greatest.

|          |  |
|----------|--|
| Least    |  |
|          |  |
|          |  |
| Greatest |  |

|        |
|--------|
| 10.011 |
| 10.101 |
| 10.110 |
| 10.001 |

2. Order the fractions from least to greatest.

|                |               |                |               |
|----------------|---------------|----------------|---------------|
|                |               |                |               |
| $1\frac{1}{2}$ | $\frac{1}{8}$ | $\frac{10}{6}$ | $\frac{4}{5}$ |

3. Solve for the sum of  $1\frac{3}{4}$  and  $1\frac{2}{6}$ . \*Remember all answers must be in simplest form - look at your notes\*

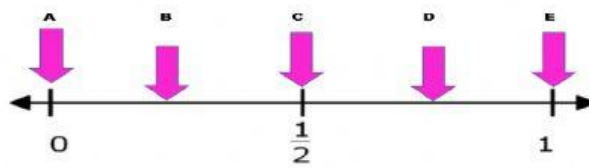
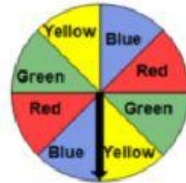
a.  $2\frac{1}{12}$

b.  $3\frac{1}{12}$

c.  $3\frac{11}{12}$

d.  $2\frac{5}{10}$

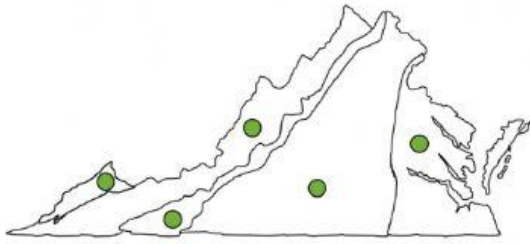
4. Jasmine has a spinner with eight equal sections as shown. She will spin the arrow one time. What is the probability the arrow will land on a green section?



## Virginia Studies Homework:

Find the **Blue Ridge Mountains**.

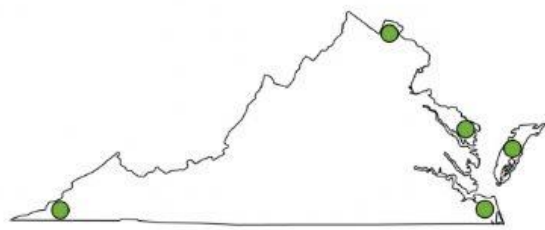
Click the correct place on the map.



© Allissa Teachers

Find the **Eastern Shore**.

Click the correct place on the map.



© Allissa Teachers



## Science Homework:

#22 LABEL THE TIDES:

High Tide  
High Tide  
Low Tide  
Low Tide

North Pole

Moon

© Photo Glow 2019

#23 DRAG THE IMAGES TO SHOW WHICH ARE HIGH TIDE AND LOW TIDE:

High

Low

High Tide

Low Tide