IQ School Science
Primary 4 **Systems**

Name: ( )	Class:	Date:
Parent's Signature:	Results: /	%

Section A. Multiple Choice Questions.

1. Study the diagram below.

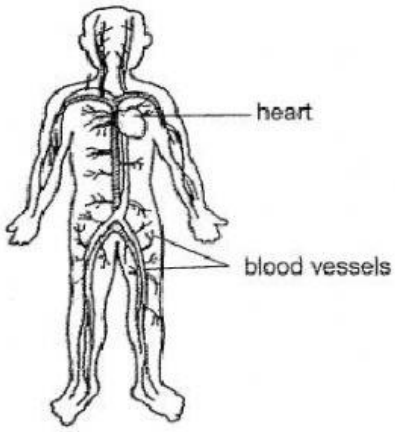

Which organ system does it belong to?

(a) skeletal (c) circulatory
(b) digestive (d) respiratory ( )

2. Which two systems work together to enable our bodies to move?

A. Skeletal C. Circulatory
B. Muscular D. respiratory

(a) A and B (c) B and C
(b) A and C (d) B and D ( )

3. The following statements describe the process of digestion.

A. Digested food is absorbed into the blood.
B. Excess water is absorbed from the undigested food.
C. Partially digested food is further broken down into simpler substances.
D. Food is chewed into smaller pieces.

Which of the following shows the correct sequence during digestion?

(a) D -> A -> B -> C (c) D -> C -> A -> B
(b) D -> A -> C -> B (d) D -> C -> B -> A ( )

LIVEWORKSHEETS

4. Study the human skeletal system below.

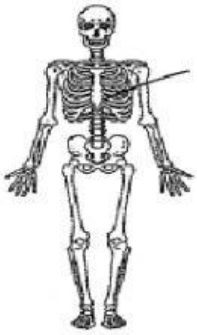

Which of the following shows a function of this system?

(a) It protects the organs in the body.
(b) It takes in air from the surroundings.
(c) It carries substances around the body
(d) It breaks down the food into simpler substances ( )

5. The diagram shows the tiny openings on a leaf.

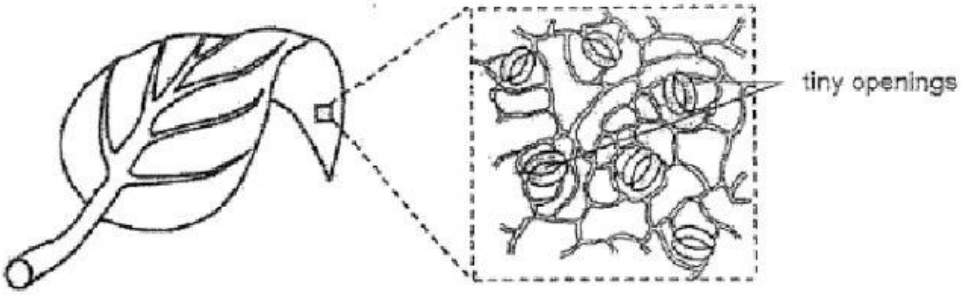

What is the function of these tiny openings?

(a) to store food
(b) to make food
(c) To take in and give out gases
(d) To absorb water and minerals ( )

6. Which body system gives shape to the human body?

(a)

(c)

(b)

(d)

( )

LIVEWORKSHEETS

7. Which of the following is a function of the stem of a plant?

(a) make food for the plant
(b) holds the plant firmly to the ground
(c) absorbs water and minerals for the plant
(d) supports the plant and holds the leaves upright ( )

8. Study the flowchart?

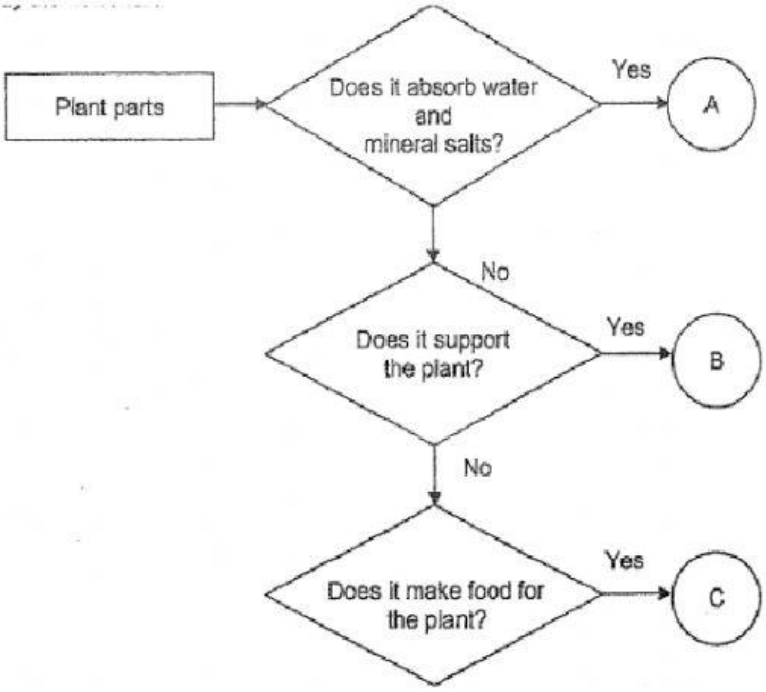

Which of the following represents plant parts A,B and C?

	A	B	C
(a)	stem	root	leaf
(b)	stem	root	flower
(c)	root	stem	fruit
(d)	root	stem	leaf

( )

9. Which is the function of the human circulatory system?

(a) to give shape to the body
(b) to take in and give out air from the bosy
(c) to help different parts of the body to move
(d) to transport food, water and air to all parts of the body ( )

LIVEWORKSHEETS

10. Nancy wants to find out if have leaves affects the amount of water absorbed by the plant. She used two set-ups. One of the set ups is as shown below.

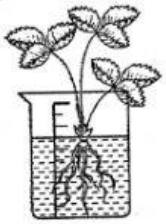

Which of the following set-ups should she use to complete her experiment?

(a) 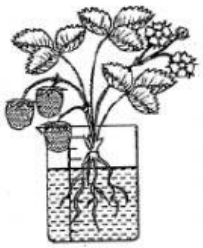

(c) 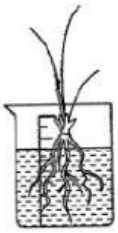

(b) 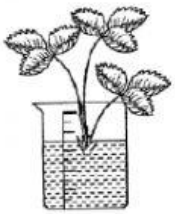

(d) 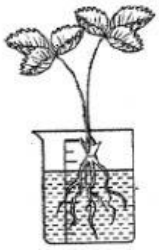

( )

11. Which of the following statements about organ W is true?

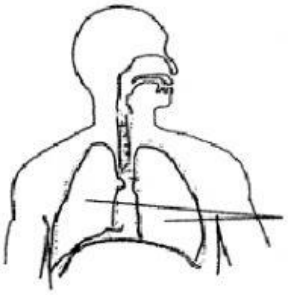

(a) W protects the organs in our chest
(b) W takes in and removes air from our body
(c) W controls the movement of our body parts
(d) W carries digested food and water to all parts of our body. ( )

LIVEWORKSHEETS

12. The diagram below shows how food travels in the human digestive system.

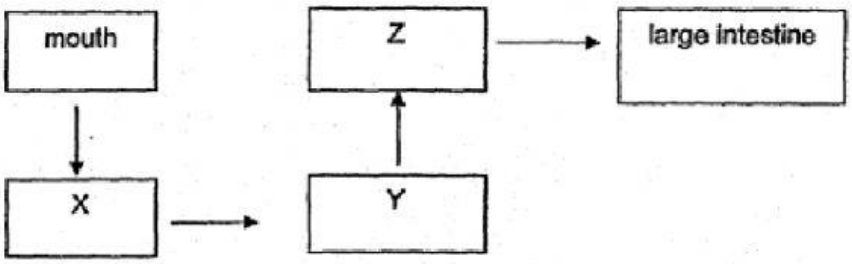

Based on the diagram, which of the following is correct?

	Small intestine	stomach
(a)	X	Y
(b)	Z	Y
(c)	Y	Z
(d)	Y	X

( )

13. The diagram below shows the human digestive system.
Study the diagram below and answer question 13 and 14.

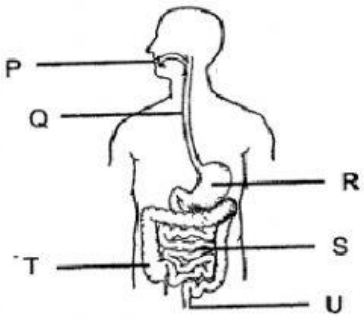

In which of the following labelled parts does digestion start and end?

	Start	End
(a)	P	S
(b)	P	U
(c)	Q	R
(d)	Q	T

( )

LIVEWORKSHEETS

14. Which of the following labelled parts produce digestive juices?

(a) R, S and T only
(b) P,R and S only
(c) P, R, S and T only
(d) P, Q, R and S only ( )

15. A group of pupils observed two different plants as shown below and made the following statements.

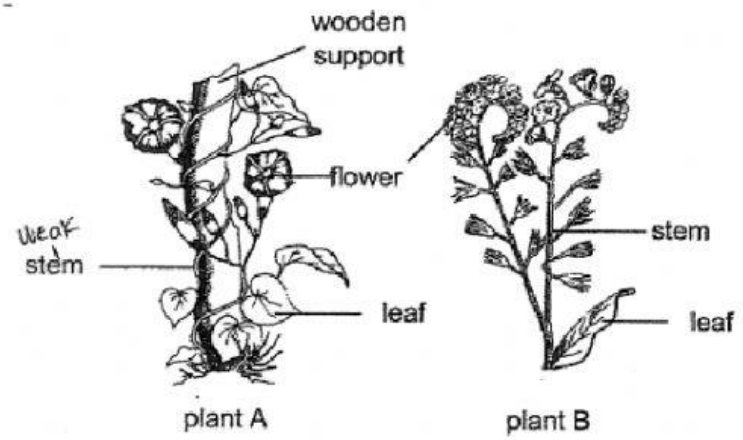

Andrew: The stem of plant A is weaker than the stem of plant B.
Brenda: Plant B is able to make its own food but plant A cannot.
Charlie: Only one of the plants is able to bear fruits

(a) Andrew only
(b) Brenda only
(c) Andrew and Charlie only
(d) Brenda and Charlie only ( )

LIVEWORKSHEETS

Section B. Open-ended Questions.

1. Decide whether these statements are true or false?

Statements	True	False
a. Different organ systems in the human body work closely together to enable a person to stay alive.		
b. Without sunlight, human and plants can still exist on Earth.		
c. All plants have roots, stems, leaves, flowers and fruits.		
d. In human bodies, there are only 5 organ systems: digestive, circulatory, respiratory, skeletal and muscular.		

2. Eric wanted to find out if a plant takes in water using its roots. He prepared the following set-up and placed it by the window for 12 hours.

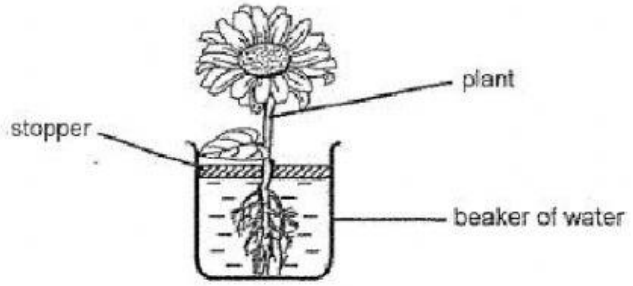

Set-up A

He recorded the amount of water in the beaker at the start and at the end of the experiment in the table.

Time	Amount of water in the beaker (ml)
At 7 a.m	250
At 7 p.m	190

a. Explain why the amount of water in the beaker decreased.

_____

LIVEWORKSHEETS

b. Based in the aim of her experiment, which set-up should Eric choose to compare with Set-up A for her experiment?

Tick in the box provided.

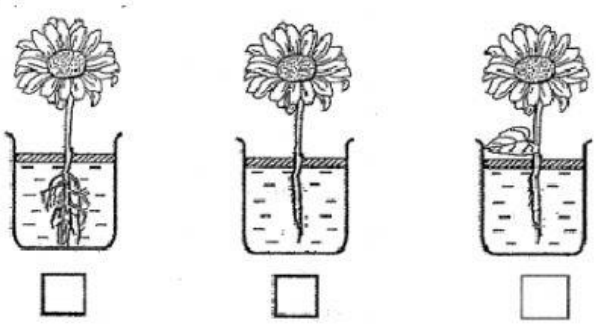

c. State another function of the roots of a plant.

_____

_____

3. The diagram below shows the human digestive system.

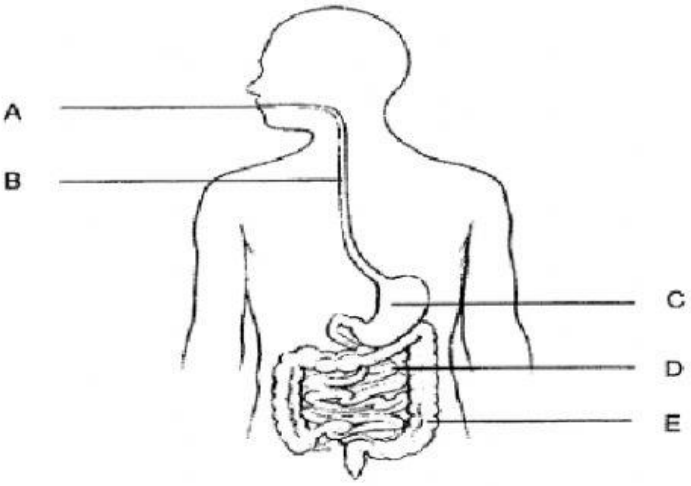

a. Identify the part where

- Digestion is completed _____
- Digested food is absorbed into the blood _____

b. State the function of A.

_____

_____

LIVEWORKSHEETS

c. The bar graph below shows the amount of digested food entering different parts of the digestive system.

Explain why no digested food enters E.

_____

_____

4. After you have learnt about systems in humans and plants, let's find out the information below.

a. In what ways are humans and plants similar?

_____

_____

b. In what ways are humans and plants different?

_____

_____

5. Our heart beats every second even when we are asleep. Why does our heart beat faster when we exercise?

_____

_____

*** End of paper ***

LIVEWORKSHEETS