



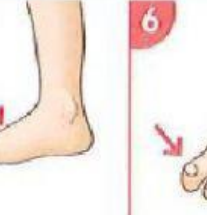





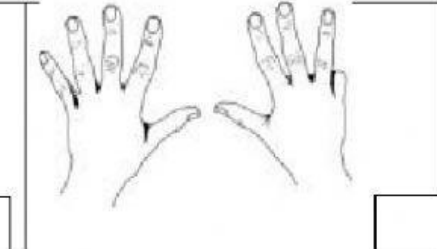
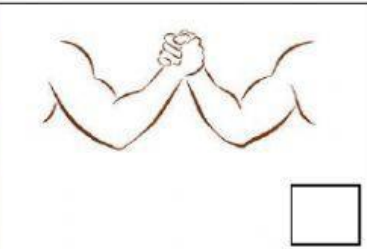

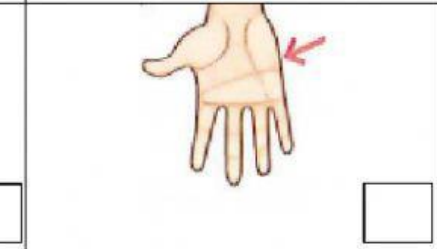
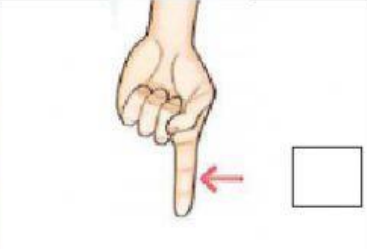
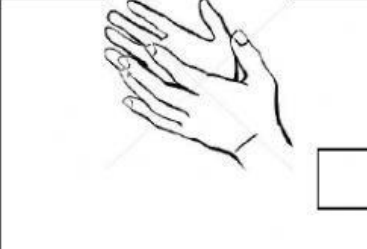

Unit 7: Science Day

Lesson 1: My Body


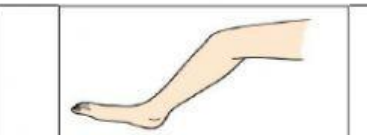

Exercise 1: Listen and write the missing letters.





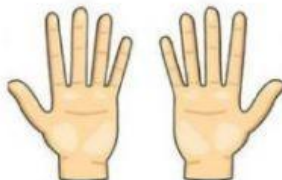

					
ar _	h _ nd	f _ nger	l _ g	f _ ot	_ oe

Exercise 2: Look and tick (✓) or cross (✗)

		
1. These are my legs. <input type="checkbox"/>	2. This is my hand. <input type="checkbox"/>	3. These are my fingers. <input type="checkbox"/>
		
4. These are my arms. <input type="checkbox"/>	5. These are my toes. <input type="checkbox"/>	6. This is my arm. <input type="checkbox"/>
		
7. This is my finger. <input type="checkbox"/>	8. These are my hands. <input type="checkbox"/>	9. These are my hands. <input type="checkbox"/>

Exercise 3: Look, read and choose the correct answer.

		
a. What are these ?	b. What is this ?	c. What are these ?
These are my arms.	This is my	These are my

		
d. What is this ?	e. What are these ?	f. What are these ?
This is my	These are my	These are my.....
		
g. What are these ?	h. What are these ?	i. What is this ?
These are my	These are my	This is my

Exercise 4. Read and complete.

<i>finger</i>	<i>this</i>	<i>these</i>	<i>are</i>	<i>is</i>	<i>feet</i>
---------------	-------------	--------------	------------	-----------	-------------

1. What this? - This is my arm.
2. Whatthese?-These are my hands.
3. What is this? This is my
4. What are these? These are my
5. What is this?is my leg.
6. What are these?are my toes.

Exercise 5. Put the words in the correct order to make sentences

- a. are/These/my/fingers./
- b. is/ this/ What/ ?/
- c. is/This/hand/my.....
- d. are/these?/What/