


EXERCISE:


Directions: arrange the following pictures in the correct order to form the flow chart of the green cheese project.

1




Transportation
(to dairy plant)

2




Transportation, use, final disposal
(consumer)

3




Crops production
(cows feed)

4




Packaging

5




Transportation
(to store)

6




Processing
(cheese and dairy)

7



Milk production

8



Retail