


- 3  One of the students took notes while he was listening to Dr. Mubarak's presentation. Listen to the recording again. Fill in the missing words in the student's notes. Use the phrases in the box.


have to dig the diamonds • found shiny stones • diamonds can be used
presses down on rocks and makes them hot • very hard and shiny

Listening Strategy

When you are listening to a presentation, take notes in order to remember and understand the information you hear.


Presentation Notes

- 1 The story of Erasmus Jacobs.
 - Erasmus Jacobs ⁽¹⁾ near his house.
 - He started collecting them.
 - Diamonds are very expensive.
- 2 How are diamonds made?
 - Diamonds were made millions of years ago.
 - The Earth ⁽²⁾
 - This makes the rock ⁽³⁾
- 3 Where can we find diamonds?
 - Some diamonds can be found by rivers and lakes.
 - We can find most diamonds underground.
 - We ⁽⁴⁾ out of the ground.
- 4 What do we use diamonds for?
 - ⁽⁵⁾ to make necklaces and rings.
 - We also use diamonds to make tools and soap.

- 4  Listen to the story of Erasmus Jacobs. Listen for the pauses. Put a slash (/) where there is a pause in each sentence.

- 1 A long time ago in South Africa, there was a young boy named Erasmus Jacobs.
- 2 Erasmus was playing by the river when he found a shiny stone in the ground.
- 3 He liked how these stones looked and started collecting them.
- 4 When his parents found out he was collecting diamonds, they were very happy.
- 5 Diamonds are very expensive and now they were rich!

SPEAKING

- 5  With a partner, discuss how diamonds and gold are similar. One person gives facts about diamonds, using their notes in **Activity 3**. One person gives facts about gold, using their notes from **Workbook, Activity 5**. Make a list of the ways diamonds and gold are the same.

- 1
- 2
- 3
- 4
- 5