Unit 2 Using A Protractor to Measure Angles

1. Line up the vertex of the angle with the dot at the centre of the protractor.

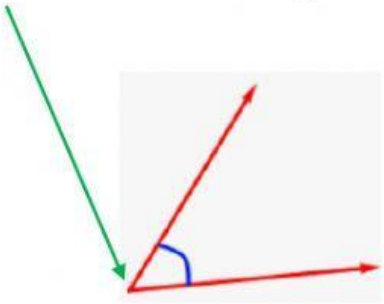

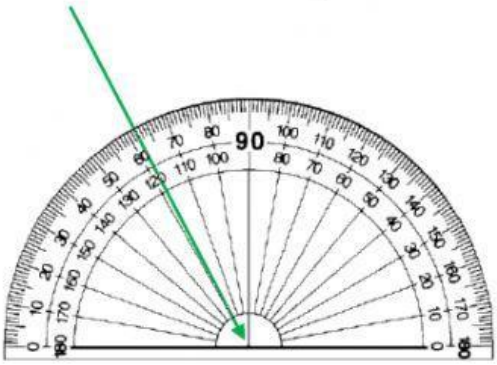

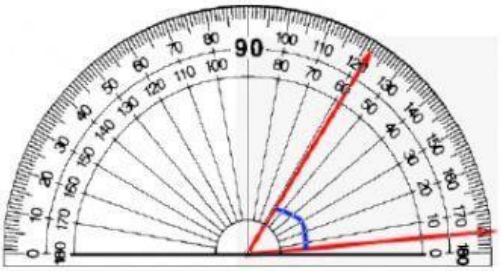

2. Rotate the protractor so that one line of the angle lines up with the 0

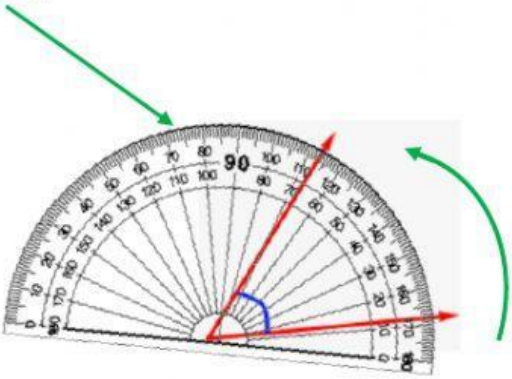

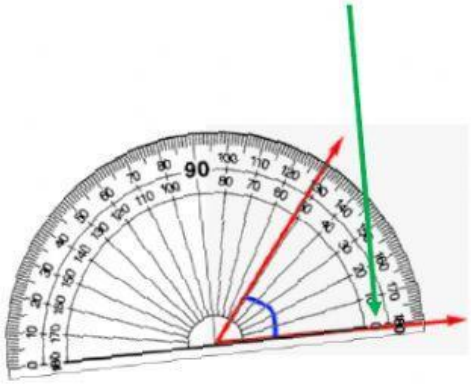

3. Read the protractor to see where the other side of the angle crosses the number scale.

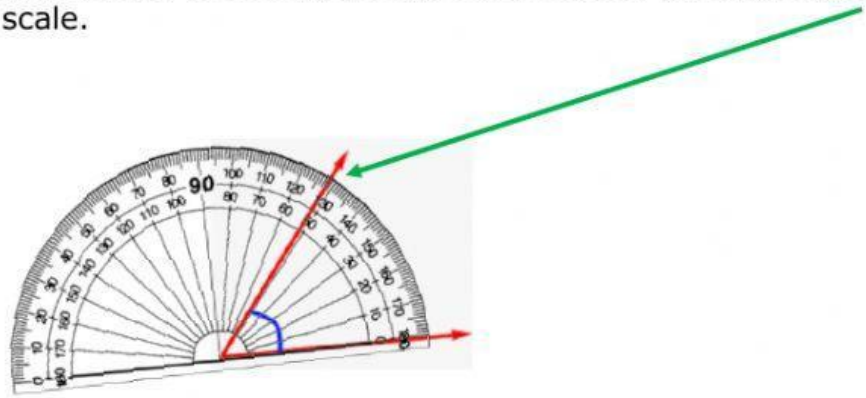

20°

LIVEWORKSHEETS

Identify if the angle opens to the right or the left.

Do we use the inside scale or the outside scale of the protractor to measure it?

Measure the angle using a protractor

1a. Opens to the: left right

Measure with: inside scale
outside scale

Angle size _____ °



1a. Opens to the: left right

Measure with: inside scale
outside scale

Angle size _____ °

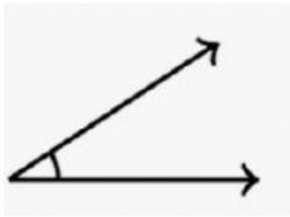

1a. Opens to the: left right

Measure with: inside scale
outside scale

Angle size _____ °

1a. Opens to the: left right

Measure with: inside scale
outside scale

Angle size _____ °

1a. Opens to the: left right

Measure with: inside scale
outside scale

Angle size _____ °

1a. Opens to the: left right

Measure with: inside scale
outside scale

Angle size _____ °

LIVEWORKSHEETS

Measure the following angles with a protractor

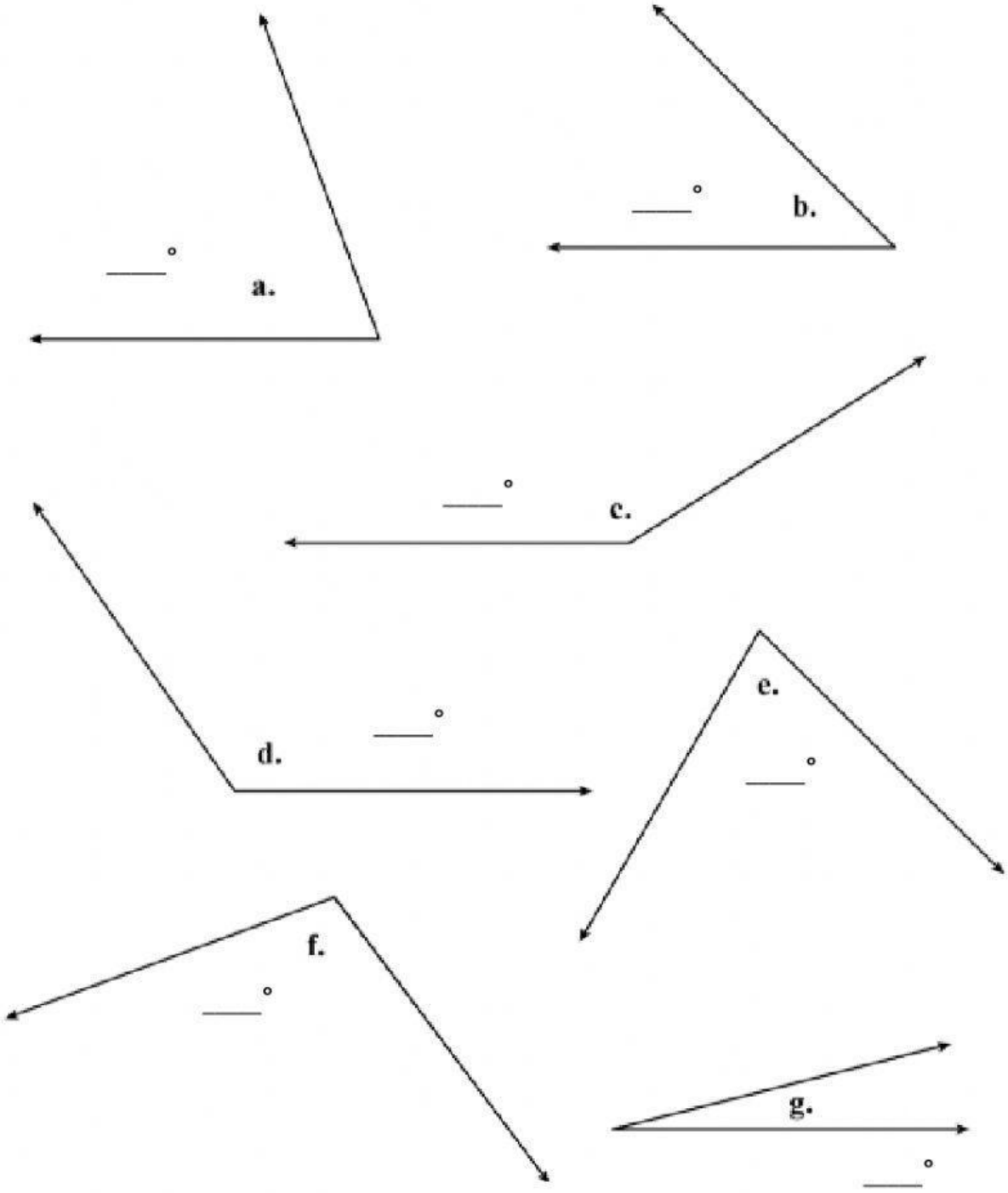

What type of angle is:

a/

b/

c/

d/

e/

f/

g/

LIVEWORKSHEETS