

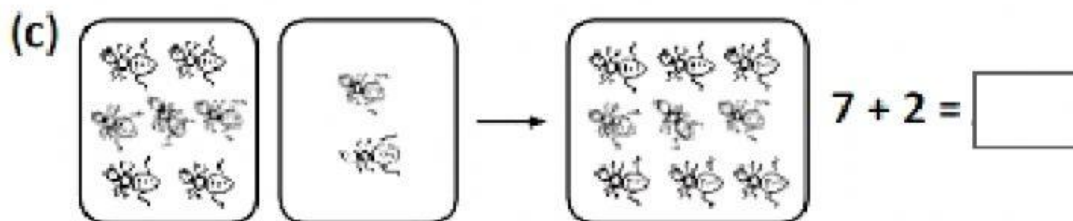
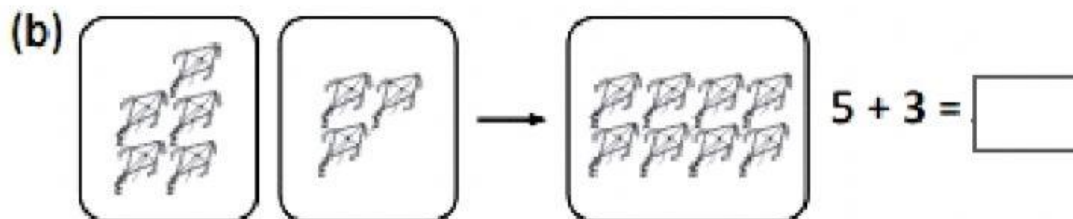
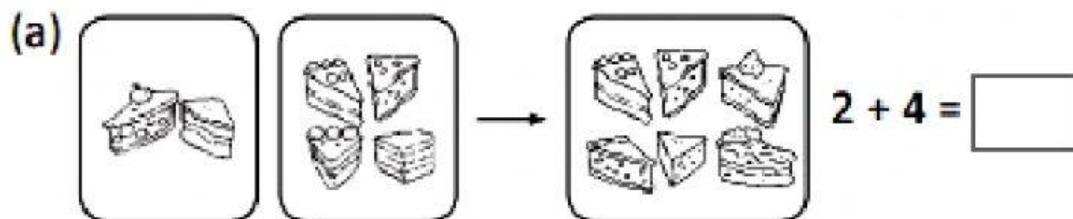
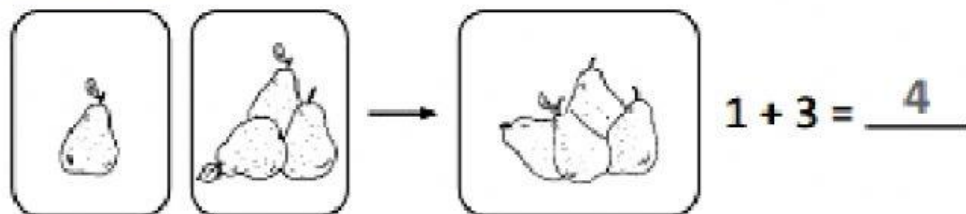
# 3

## Addition within 10
















### Practice 1 Ways to Add: Adding by Putting Together

1. Add.

#### Example




## 2. Match.

|   |   |   |   |   |
|---|---|---|---|---|
|    |    | • | • |    |
|    |    | • | • |    |
|   |   | • | • |   |
|  |  | • | • |  |
|  |  | • | • |  |





### 3. Add.

#### Example



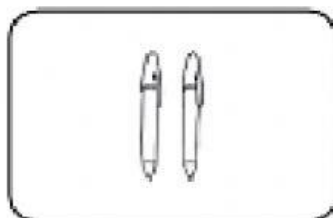
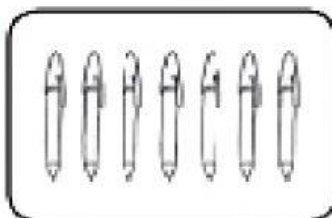
$$6 + 4 = \underline{10}$$

(a)



$$3 + 6 = \boxed{\phantom{00}}$$

(b)





$$7 + 2 = \boxed{\phantom{00}}$$

(c)



$$5 + 1 = \boxed{\phantom{00}}$$

(d)



$$4 + 4 = \boxed{\phantom{00}}$$

(e)



$$3 + 7 = \boxed{\phantom{00}}$$