



Year 2 Science
(Week 6)

Worksheet – Teeth

Name: _____

Class: Year 2 A B C D

Date: _____

1. Label the different types of teeth.

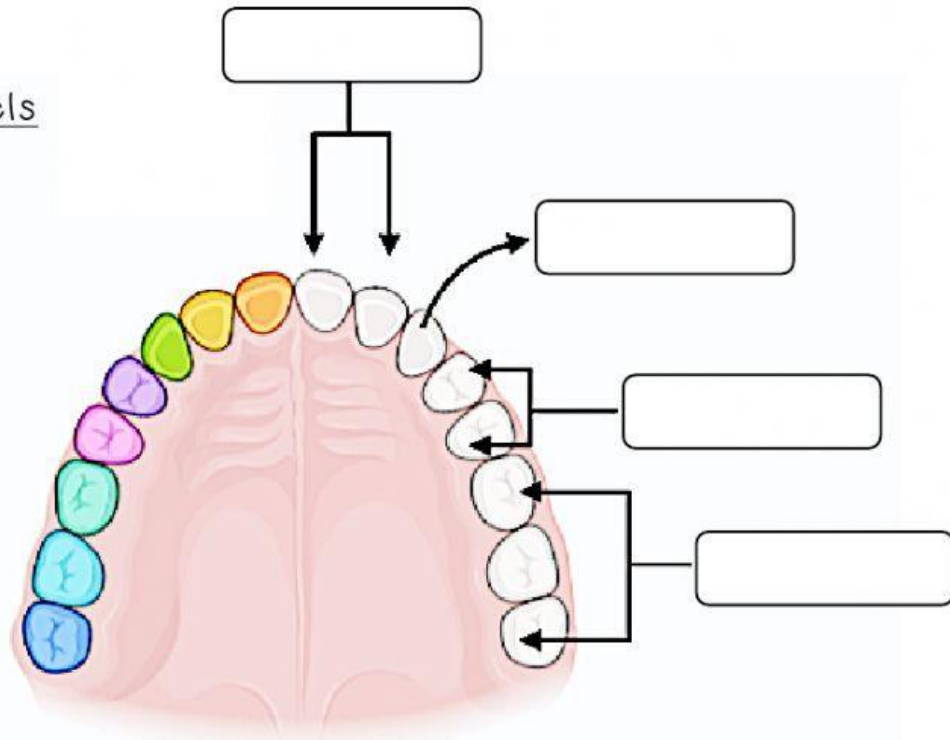
Drag the labels

premolar





canine

molars

incisors



2. Drag the types of teeth to their correct names and match their functions.

	teeth
	incisors <input type="text"/>
	canines <input type="text"/>
	premolars <input type="text"/>
	molars <input type="text"/>

function	
• They have a flat surface to hold and crush food.	
• They are found in the very back used to chew and grind food.	
• They are used to cut and bite food.	
• They are usually sharp to rip and tear food.	