


Unidad Educativa Particular Bilingüe  
**Interamericano**


WEEKLY ACTIVITIES – January 24<sup>th</sup> to 28<sup>th</sup>

**School Projects**

- Aquatic habitats



- Activities







Complete pages 7 and 15– Pre-math – book 3

Addition

$\square + \square = \square$ 2 + 3 =	$\square + \square = \square$ 3 + 2 =
$\square + \square = \square$ 1 + 5 =	$\square + \square = \square$ 5 + 1 =

Look at the numbers. Draw shapes to represent each number. Then count how many shapes there are in all. Write the number in the box.

Addition

$\square + 2 = \square$ 2 + 2 =	$\square + 1 = \square$ 1 + 3 =	$\square + 5 = \square$ 5 + 5 =
------------------------------------	------------------------------------	------------------------------------

Look at the domino. Count the dots. How many dots are there in all? Write the number in the box.

## Social and Emotional Development

- Story: Be whatever you want



Pages from 37 to 40 – language skills

Be Whatever You Want!

Tomorrow is Community Helpers' Day! Everyone is going to wear a costume. Sophie does not know what she wants to be. "You can be whatever you want," says her mom. "Do you want to be a teacher?" Sophie shakes her head. "Do you want to be a doctor?" asks her mom. Sophie shakes her head. "Do you want to be a firefighter?" Sophie smiles and says, "Yes!"

Complete page 41 – language skills


The Story Is About ...

I think the story is

Write in the story about three helpers. Then draw one of the boxes to show how you felt about the story.

# Fine Arts

- Letter Vv



Complete page 27– let's be creative

V Is for Vase

Trace over the letters V several times. Then follow your teacher's directions.

# Academic Reinforcement

United Educators Posttestor Resource  
**Interamericano**  
ACADEMIC REINFORCEMENT

MATCH THE PICTURES WITH SHORT U SOUND AND WRITE THE WORDS.



Pages 16 and 33 pre math

Adding Sport Balls

Count how many balls there are in each set. Then count how many balls there are in all. Write the numbers in the boxes.

Adding With a Number Line

Find the sum with the help of the number line. Look at the example above.

Pages 29 - let's be creative



<p><i>Rache Pinta S.</i></p> <hr/> <p><b>Coordinator</b> Msc. Rache Pinta S.</p>	<p><i>Amarilis Zambrano - Stefany Cruz</i></p> <hr/> <p><b>English Teacher</b> Amarilis Zambrano Stefany Cruz</p>
--	---