Name: _____ Class: _____ Date: _____

2 Graphs

Activity 1
Bar Graphs

1 A group of children made this picture graph to show their favourite subjects in school.

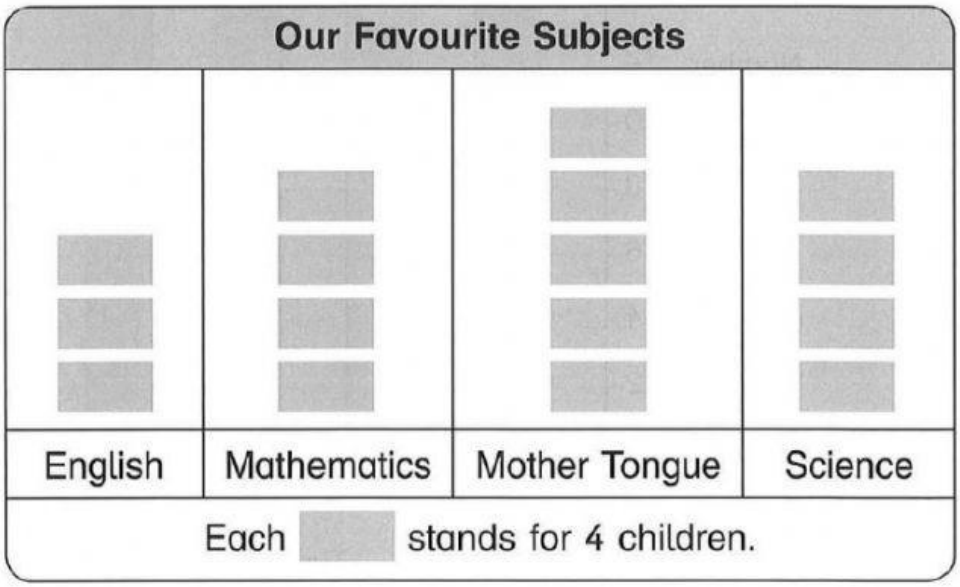

Fill in the blanks.

a) 20 children like _____ most.

b) _____ children like Mathematics most.

c) _____ more children prefer Mother Tongue to English.

d) The least number of children choose _____ as their favourite subject.

e) There are as many children who like Mathematics as those who like _____.

© 2015 Marshall Cavendish Education Pte Ltd

LIVEWORKSHEETS

2 This bar graph shows the time at which a group of children go to bed.

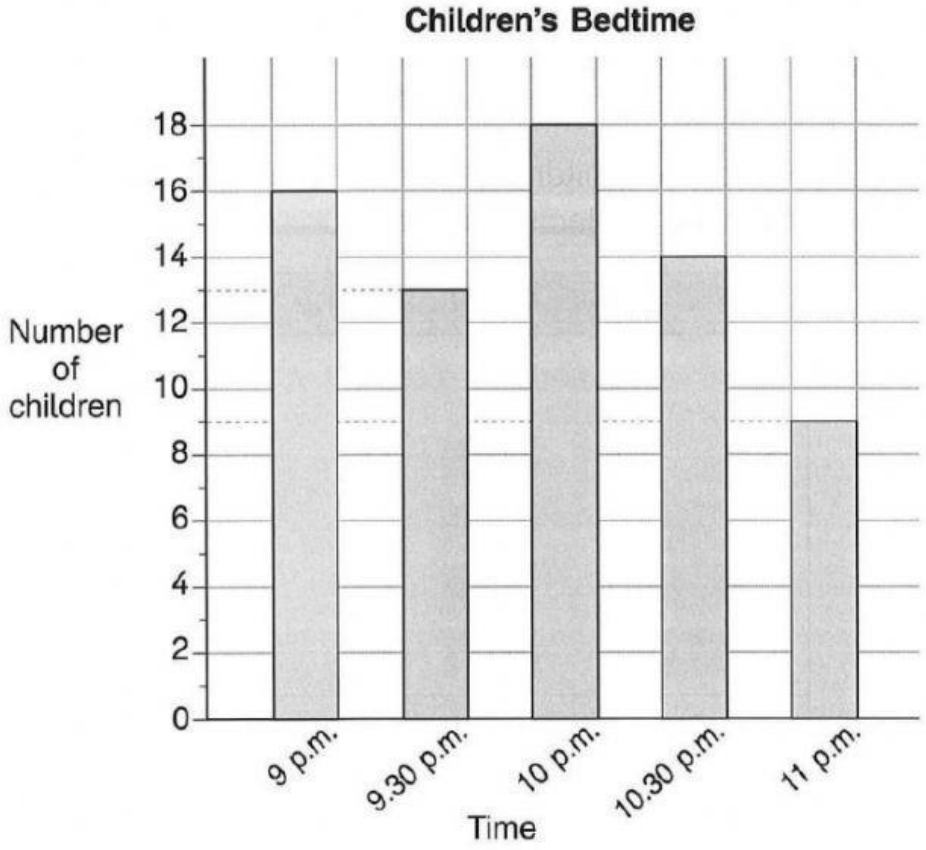

Fill in the blanks.

a) _____ children go to bed at 9 p.m.

b) _____ children go to bed at 9.30 p.m.

c) _____ more children go to bed at 9 p.m. than at 9.30 p.m.

d) Most of the children go to bed at _____ p.m.

e) _____ children go to bed before 11 p.m.

f) _____ times as many children go to bed at 10 p.m. as those who go to bed at 11 p.m.

© 2015 Marshall Cavendish Education Pte Ltd

LIVEWORKSHEETS

3 This bar graph shows the types of vehicles that passed by a train station from 8 a.m. to 10 a.m.

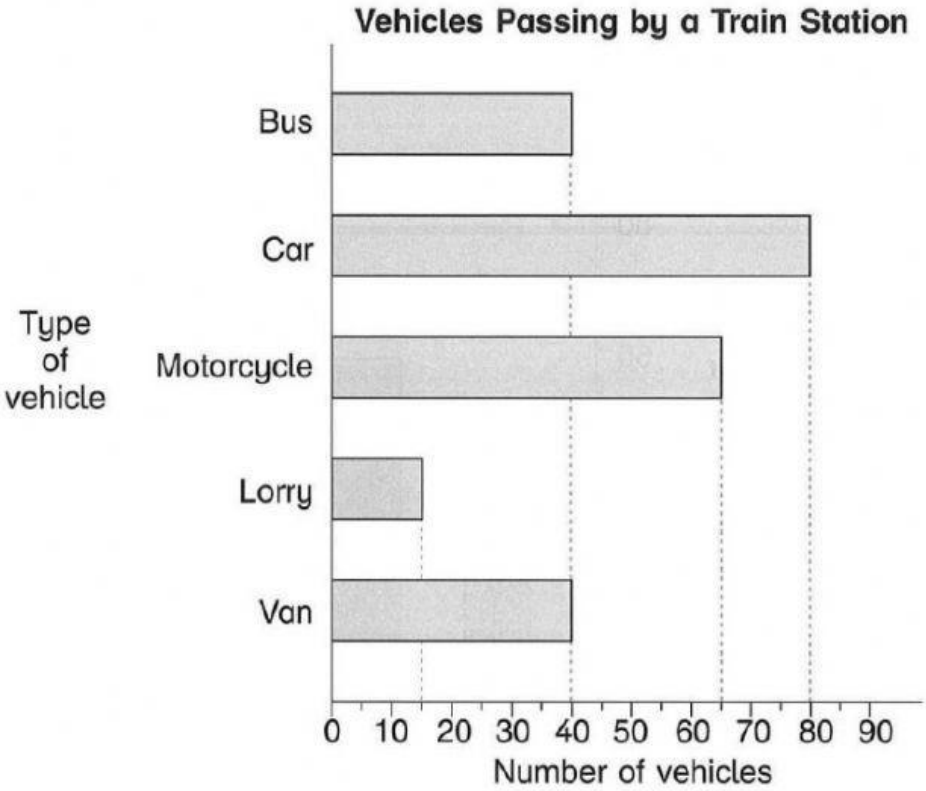

Fill in the blanks.

a) _____ vans passed by the train station.

b) The least number of vehicles that passed by the train station was _____.

c) 40 more _____ than buses passed by the train station.

d) The same number of _____ and _____ passed by the train station.

e) 45 of the cars that passed by the train station were driven by men. _____ of the cars were driven by women.

© 2015 Marshall Cavendish Education Pte Ltd

LIVEWORKSHEETS