

EXERCISE 1 – Open your Class Book on page 24, look at the pictures. *What do you see? Atver savu MG 24, apskati attēlus. Ko tu redzi?*

EXERCISE 2 – Listen and follow along the text. Read the text outloud afterwards. *Klausies un seko līdzī tekstam. Pēc tam skaļi izlasi tekstu vēlreiz.*



EXERCISE 3 – Read the questions and answer: YES or NO. *Izlasi jautājumus un atbildi ar JĀ vai NĒ.*

1. Can children aged 7 to 10 ride the bike? _____
2. Can you ride a bike on grass? _____
3. Can the scooter be yellow? _____
4. Do skates have four wheels? _____
5. Can five children play together on the swings? _____
6. Are the swing seats yellow and blue? _____







EXERCISE 4 – Finish the sentences with ONE WORD. *Pabeidz teikumus ar vienu vārdu.*

1. You can ride it on grass or _____.
2. This scooter is easy to _____.
3. The scooter has two small _____.
4. Skates are easy and safe for new _____.

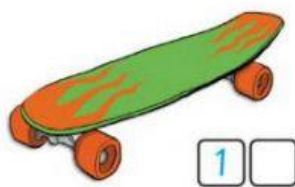
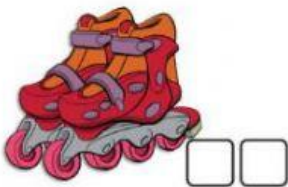


5. There are two _____.

EXERCISE 5 – Read the text again. Tick the correct answer. *Izlasi tekstu vēlreiz. Atzīmē pie kura attēla pieder teikumi.*

					
1	It's got four wheels.			<input checked="" type="checkbox"/>	
2	It's got small wheels.				
3	There are two seats.				
4	It's got big wheels.				
5	It's for two children.				
6	You can ride it on the beach.				

EXERCISE 6 – Listen and number. *Klausies un sanumurē pareizā secībā.*



How did you do? *Kā tev gāja?*

