

Name: _____ Student's No.: _____ Level/Class: P6/1

I. Multiple Choice. Choose the letter of your answer. (24 points)

1) A _____ is a closed figure with **3 sides and 3 angles**.

- a. triangle b. square c. rectangle d. rhombus

2) A _____ is 2-dimensional shape with **4 sides and 4 angles**.

- a. triangle b. quadrilateral c. pentagon d. circle

3) A right angle is equal to 90° , an acute angle is between 0° and 89° and an **obtuse angle** is between _____.

- a. 0° and 90° b. 91° and 180° c. 91° and 179° d. 0° and 360°

4) Which of these triangles is **not** included in the **group according to sides**?

- a. equilateral b. isosceles c. scalene d. acute-angled

5) Which of these triangles is **not** included in the **group according to angles**?

- a. acute-angled b. isosceles c. right-angled d. obtuse-angled

6) Which of the following is an **equilateral triangle**?

- a.  b.  c.  d. 

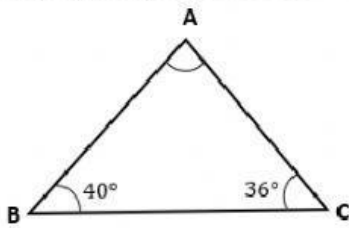
7) Which of the following is a **right-angled triangle**?

- a.  b.  c.  d. 

8) The **sum of the angles** in a triangle is equal to _____.

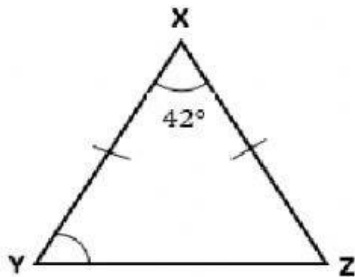
- a. 180° b. 45° c. 360° d. 90°

9) Find the size of \widehat{BAC} .



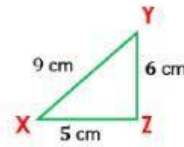
- a. 104° b. 94° c. 60° d. 84°

10) XYZ is an **isosceles triangle** Find the size of \widehat{XYZ} .



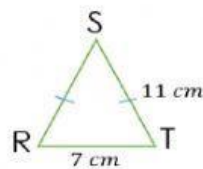
- a. 56° b. 69° c. 96° d. 79°

11) Look at the figure and find the **perimeter** of triangle XYZ.



- a. 9 cm b. 20 cm c. 20 m d. 30 cm

12) RST is an **isosceles triangle**. Find its **perimeter**.

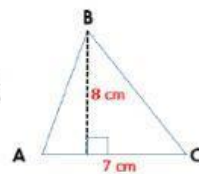


- a. 11 cm b. 18 cm c. 25 cm d. 29 cm

13) In an **equilateral triangle DEF** has a side of **5 m**. Find its **perimeter**.

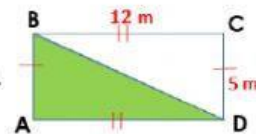
- a. 5 m b. 10 cm c. 10 m d. 15 m

14) Look at the figure. Find the **area** of triangle ABC.



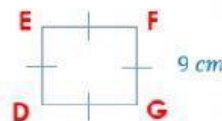
- a. 15 cm b. 15 cm^2 c. 28 cm d. 28 cm^2

15) ABCD is a rectangle. Find the **area of the shaded triangle**.



- a. 17 cm b. 30 cm c. 30 cm^2 d. 60 cm^2

16) A **square DEFG** has a side of 9 cm. Find its **perimeter**.



- a. 9 cm b. 18 cm c. 36 cm d. 36 cm^2

17) **RSTU** is a rectangle with length 4 m and width 2 m. Find its **perimeter**.



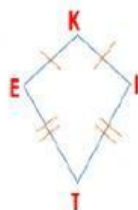
- a. 2 cm b. 4 cm c. 8 cm d. 12 cm

18) **KLMN** is a parallelogram with \overline{KL} and \overline{LM} are 8 centimetres and 6 centimetres respectively. Find its **perimeter**.



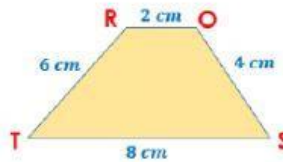
- a. 14 cm b. 18 cm c. 28 cm d. 48 cm

19) **KITE** is a kite with \overline{KI} and \overline{IT} are 5 centimetres and 10 centimetres respectively. Find its **perimeter**.




- a. 15 cm b. 30 cm c. 50 cm d. 55 cm

20) Find the **perimeter of a trapezium ROST**.



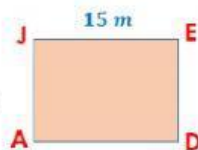
- a. 10 cm b. 14 cm c. 18 cm d. 20 cm

21) Find the **area of a rectangle**.



- a. 13 cm b. 13 cm² c. 36 cm d. 36 cm²

22) Find the **area of a square**.



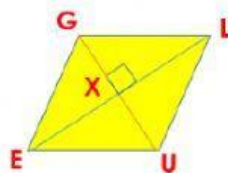
- a. 30 m² b. 225 m² c. 255 m² d. 325 m²

23) Find the **area of parallelogram KATE**.



- a. 13 cm b. 13 cm² c. 36 cm d. 36 cm²

24) **GLUE** is a **rhombus** with \overline{GU} is 6 centimetres and \overline{EL} is 8 centimetres. Find its **area**.



- a. 14 cm² b. 24 cm² c. 48 cm² d. 50 cm²

II. Match A to B. (6 points)

A

25) **parallelogram** •

26) **square** •

27) **rectangle** •

28) **kite** •

29) **rhombus** •

30) **trapezium** •

B

