



Chocolate mug cake



Ingredients and equipment

Drag and drop the names to the pictures.

baking powder - milk - cocoa powder - a tablespoon - a teaspoon - olive oil -
salt - an apron - flour - an egg - sugar - a microwave - a mug - a fork -
oven gloves - kitchen cloth





Chocolate mug cake



Ingredients

Listen and write the quantities you need for the mug cake:



tablespoons



tablespoons olive



tablespoon cocoa powder

tablespoons



teaspoon baking powder

tablespoons sugar

pinch of salt

Equipment

Tick the equipment you have at home:

big mug

fork

teaspoon

microwave

tablespoon

kitchen and table cloth




apron

oven mitts



Instructions: listen and write

add (x3), olive oil, mix (x3), egg, powder (x2), milk, liquid

1. With the tablespoon put all the ingredients in the mug:
..... and
2. it very well and fast with the fork.
3. With the tablespoon, the cocoa and it well with the fork again and always in the same direction.
4. With the tablespoon, the sugar, the salt and the flour. Don't mix it. 
5. With the teaspoon, the baking 
6. it very carefully until there aren't any flour lumps, always in the same direction!!!
7. Put the mix in the microwave (better ask an adult for help). 
8. Cook for 2 or 3 minutes. **Be careful, it's really HOT!**
9. Enjoy your chocolate mug cake!

Vocabulary

What's this? Write:

Tablespoon



Teaspoon



Microwave

Flour lumps

grumolls de farina

Baking powder

Cocoa powder

Table cloth

Pinch of salt



Remember to **CLEAN**
EVERYTHING

