

Name: _____ Date: _____


PARTS OF A FRIENDLY LETTER


Instructions: Identify the parts of this friendly letter by placing the appropriate word in the spaces provided.


Body	Closing	Greeting	Signature	Heading
------	---------	----------	-----------	---------


Prince Charles Dr.
P.O. Box N-2420
Nassau, Bahamas

May 21, 2020

1. 

Dear Jazaria, 


2. 


3. 

Did you have a chance to watch today's awesome virtual school lesson for Creative Writing? Well, if you missed it, you could find it on Ministry of Education's website under grade six lessons. In today's lesson, we focused on the parts of a friendly letter. For instance, Ms. Barrow explained that the parts of a friendly letter include the body, closing, greeting, signature and the heading. I'm not exactly sure that I mentioned it in the correct order, so make sure to check out the lesson before doing the class assignment.

I cannot wait to share my letter with my pen pal, Iesha! When I am done, I will shoot an email to her. Hopefully, she will write back with a response letter.

Time flies. Mom is adamant that I continue studying after my ten-minute break is up, so I must end here. Looking forward to hearing from you soon.

4.  Your cousin,

5.  Dorrinique