




Teacher's name: Ms. Lan Phuong

Student's name: Class: 3 - /01/2022

HOMEWORK





Lesson 9: We go and play outside.

I. Circle the words



⇒ ⇒ ⇒ ⇒ ⇒

II. Circle



III. Read and complete (Điền từ)

Go open put on don't Don't put on

1. It's rainy. Don't outside.
2. It's hot. the window! Don't your coat!
3. It's cold. your coat. the window!
4. It's sunny. on your sun hat. your gloves!

IV. Look and write (Điền từ)

play outside windy snowing wear coats sunny fly a kite make a snowman

1 When it's , we





2 When it's , we and we

3 When it's , we

V. Find the mistakes and correct (tìm lỗi sai và sửa lại)

1. It's sunny and hot. Put on your coat.
2. It's raining today. Don't forget your sun hat.
3. It's windy today. Hugo fly his kite.
4. It's cloudy today. They goes outside and play with friends.
5. It's hot today. We go ice skating.
6. It's storming today. Let's go outside.
7. Can Mark hear the rainbow? Yes, he can.



VI. Look and write the answer (Trả lời câu hỏi)

- | | |
|--|--|
| <p>1  Does he work in a police station? _____</p> <p>2  Does she work in a fire station? _____</p> | <p>3  Does he work in a school? _____</p> <p>4  Does she work in a school? _____</p> |
|--|--|

VII. Look and write the numbers (Đọc và viết số tương ứng câu trả lời)

A. Where does Hugo work?	1) We wear our coats.	A.
B. Can you see the rainbow?	2) He works in a bank.	B.
C. It's cold today.	3) Yes, I can.	C.
D. What's the weather like?	4) No, he doesn't	D.
E. Does he go ice skating?	5) They go home at night.	E.
F. When do they go home?	6) She has breakfast.	F.
G. What does Lucy do at eight o'clock?	7) Yes, I do.	G.
H. Do you work in a hospital?	8) It's cloudy and cold.	H.

VIII. Listen and color (Nghe và tô màu) skills builder 2-t3



Kính mong phụ huynh nhắc nhở các cháu làm bài tập về nhà ,luyện viết mỗi từ 3 dòng trước khi đến lớp