




**A. Watch Parts 2 and 3 of the Story Video. Answer the questions:**

		<b>What is on the table? Click!</b>	
		fruit	pizza
		sushi	a cake
		juice	cucumbers
		cola soda	burgers
Who's birthday party is it?			
What do the children bring?			
Where do the children hide?			
How old is Tommy?			
Does Cranky like candles?			

**B. Look at Grammar box!**

	<p><b>Would you like</b> some juice?</p> <p>✓ <b>Yes, please!</b></p> <p>✗ <b>No, thanks</b></p>		
	<p><b>Can I have</b> some juice, please?</p> <p>😊 <b>Here you go</b></p>		
		<b>Would you like?</b>	<b>Can I have?</b>

**C. Complete the questions! Write CAN (I have) or WOULD (you like). Write SOME.**

Complete the answers! Write **YES, PLEASE** (✓) or **NO, THANKS** (✗) or **HERE YOU GO** (😊)

	CAN / WOULD		SOME		YES, PLEASE / NO, THANKS / HERE YOU GO
1.		I have		sausages, please?	😊
2.		you like		fruit?	✓
3.		I have		popcorn, please?	😊
4.		you like		tomatoes?	✗
5.		you like		burgers?	✓

**D. Connect the beginning and the ends of the questions:**



Would you like to go swimming...

...at the arts centre?



Can we go bowling...

... at the aquarium?



Would you like to look at fish...

... in the swimming pool?



Can we go paint....

... at the bowling alley?