

## Dialogue 4

### 1 Read the dialogue carefully and look at the picture.

Lis attentivement le dialogue et regarde l'image.

- Excuse me. Where are the bananas?
  - o They're with the apples, next to the peppers, at the bottom of the shelf.
- And where is the milk?
  - o The milk cartons near the top-left of the shelf, next to the cream. The milk bottles are in the middle of the shelf, between the cream and the yogurt.
- I can't see the yogurt. Where is it?
  - o It is on the second shelf from the top, above the cheese and charcuterie.
- And where are the carrots?
  - o They are on the bottom shelf, to the right of the salad.
- Where are the oranges?
  - o There are two oranges left under the cheese, in the bottom right-hand box, behind the apples.
- You mentioned charcuterie. Are there any sausages?
  - o Yes, just in front of the ham.



## 2 Match the prepositions of place with the pictures.

Associe les prépositions de lieu aux images.



from the top

above

with

to the right of

under

in the middle of

between

on

next to


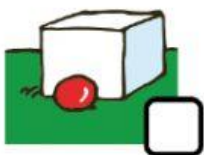

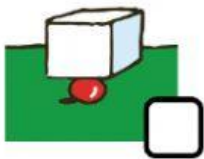
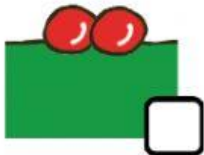
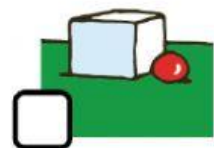
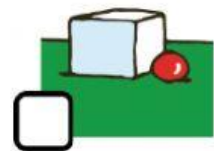
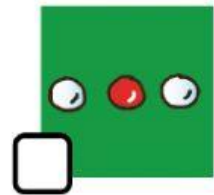
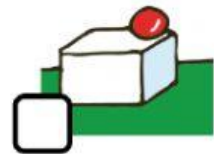

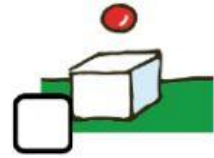
near the top-left of

behind

at the bottom of

in front of

in



**3 Look at this picture. Create a new dialogue. Ask about at least three items and use at least 8 different prepositions.**

Regarde cette image. Crée un nouveau dialogue. Pose des questions sur au moins trois articles et utilise au moins 8 prépositions différents.

