Función Cuadrática (Gráfica)

Tabula las funciones cuadráticas, determina las raíces, vértice, ordenada al origen. Además, arrastra el punto de coordenada a la gráfica

$y = x^2 - 9$	Raíces			
	$x_1 = (-3,0)$	↓	$x_2 = (3,0)$	↓

x	y	
-3		
-2		
-1		
0		
1		
2		
3		

Vértice $\frac{-b}{2a}, f\left(\frac{-b}{2a}\right)$	(—,)	→

Ordenada al origen	(0,)	



LIVEWORKSHEETS

$y = x^2 + 2x - 3$

Raíces

$x_1 = (-3,0)$	↓	$x_2 = (1,0)$	↓

x	y	
-3		
-2		
-1		
0		
1		
2		
3		

Vértice $\frac{-b}{2a}, f\left(\frac{-b}{2a}\right)$	(,)	→

Ordenada al origen	(0,)	

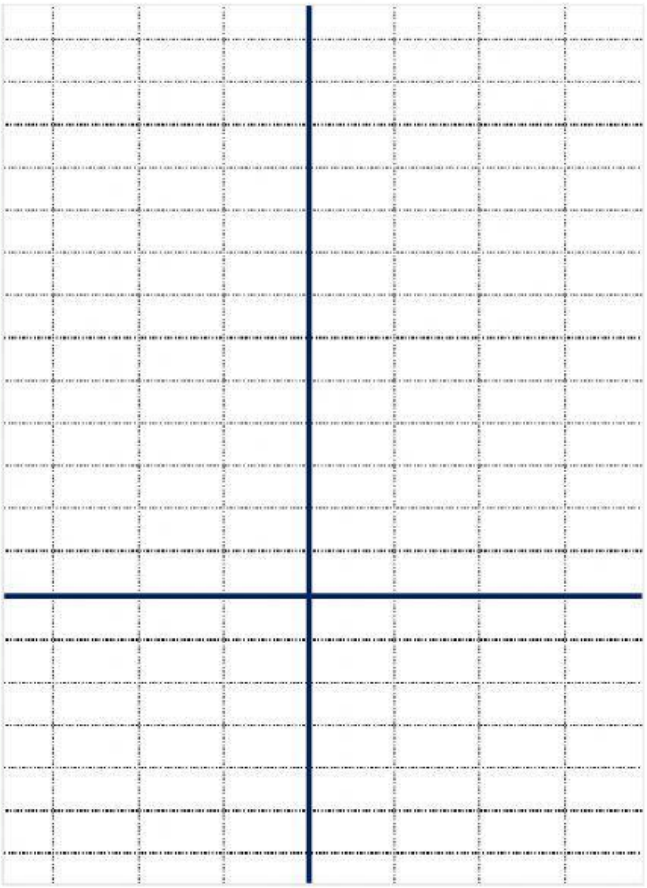

LIVEWORKSHEETS

$y = x^2 + 1$	Raíces	
	$x_1 = i$	$x_2 = -i$

x	y	
-3		
-2		
-1		
0		
1		
2		
3		

Vértice $\frac{-b}{2a}, f\left(\frac{-b}{2a}\right)$	(,)	→
Ordenada al origen	(0,)	

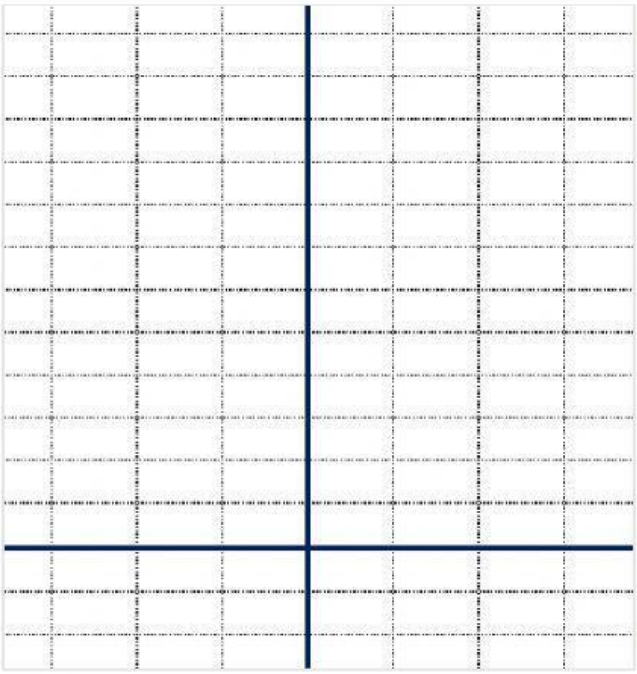

LIVEWORKSHEETS

$y = -x^2 - x$

Raíces

$x_1 = (-1,0)$ ↓ $x_2 = (0,0)$ ↓

x	y	
-3		
-2		
-1		
0		
1		
2		
3		



Vértice $\frac{-b}{2a}, f\left(\frac{-b}{2a}\right)$	$\left(\text{—},\text{—}\right)$	→

Ordenada al origen	$(0, \quad)$	

LIVEWORKSHEETS

$y = x^2 + x - 2$

Raíces

$x_1 = (-2,0)$	↓	$x_2 = (1,0)$	↓

x	y	
-3		
-2		
-1		
0		
1		
2		
3		

Vértice $\frac{-b}{2a}, f\left(\frac{-b}{2a}\right)$	$(___,___)$	→

Ordenada al origen	$(0, \quad)$	

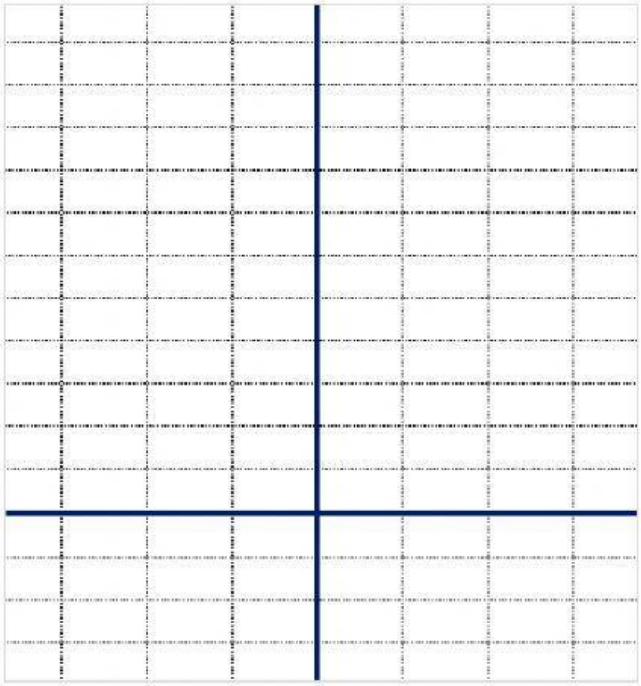

LIVEWORKSHEETS

$y = 2x^2 - x - 8$	Raíces	
	$x_1 = (-1.7,0)$ ↓	$x_2 = (2.2,0)$ ↓

x	y	
-3		
-2		
-1		
0		
1		
2		
3		

Vértice $\frac{-b}{2a}, f\left(\frac{-b}{2a}\right)$	(,)	→
Ordenada al origen	(0,)	

LIVEWORKSHEETS