ĐỀ ÔN TẬP SỐ 1 MÔN TIẾNG ANH HK1

A. **READING**

I. Look and read. Write Yes/No

Example: There are four fish in the sink. ___**Yes**___

1. The boy is playing a computer game. _____
2. There are four pictures on the wall. _____
3. The window is closed. _____
4. The window is opened. _____
5. The cat on the chair is sleeping. _____
6. The black cat is on the chair. _____
7. There are two robots on the bed. _____
8. The pillow is in the cabinet. _____

LIVEWORKSHEETS

1. A mouse is running. ……
2. There is a drum in front of the bookshelf. ……
3. There is a doll on the drum. ……
4. The books are under the bookshelf. ……..
5. There are three guitars in the room. ……
6. The picture is on the wall. .....
7. The flowers are next to the drum. ……
8. There are lots of books. ……

II. Look and read. Choose the correct words and write them on the lines.

art

a school yard

clouds



math

a blanket

a rug

Example: You can play here between lessons. **a school yard**

LIVEWORKSHEETS

1. You use it to keep warm when you sleep.

2. We use pencils and crayons to draw and color pictures for this subject.

3. These are white or gray. Rain comes from them.

4. We learn numbers in this lesson.



grass



the sun



clouds



flowers



stars

This is green, and some animals eat it.
This is very hot. We can see it in the day but not at night.
Rain comes from them and they are white or grey.
Children run, shout and play games in this place, which is outside.

III. Look and read. Choose the correct words and write

table	seventeen	students **(example)**	board

Welcome to our classroom. This is Class 3A. There are lots of …**<u>students</u>**…. in my class. There are **(1)……..** boys and eleven girls. That's me, Helen. I am with my friend Jane. That is our teacher Mrs. Kim. She's very kind. There is a poster and a big **(2)……...**on the wall**.** There are two big windows and six computers. Our classroom is very big. I hope you like Class 3A's classroom. I love it.

LIVEWORKSHEETS

- Choose the best name for the story (ở bài này, các con cần đọc lại bài đọc ở trên xem nội dung nói về cái gì và chọn đáp án bên dưới)

Helen's class	☐
Helen's teacher	☐
Helen with friends	☐

upstairs	 **wall**	**pictures**
school	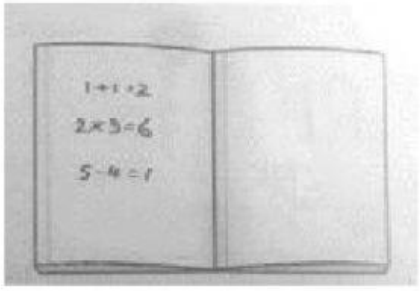 math	

My name's Long. I'm in class 3C. Our classroom is……**upstairs**…….. It's very big. There are 12 girls and 14 boys in my class. Our teacher is Miss Loan. There are lots of …… and posters on the wall. At our school we have a big computer room. The computers have headphones, so the students can listen and speak. In the computer room, the students can study English, music, and ……....…... They do art here, too; they can draw and color pictures with the computer. I love my school.

- Choose the best name for the story (ở bài này, các con cần đọc lại bài đọc ở trên xem nội dung nói về cái gì và chọn đáp án bên dưới)

My family	☐
My hobbies	☐
My school	☐

LIVEWORKSHEETS

B. WRITING

I. Arrange the words

	o f w r l e	_ _ _ _ _ _
	i n b e t a c	_ _ _ _ _ _ _ _
	o n l d e o s	_ _ _ _ _ _ _ _
	a h t m	_ _ _ _
	o t s e r p	_ _ _ _ _ _
	c n a y d	_ _ _ _ _
	p z z a i	_ _ _ _ _
	c r a d	

II. Complete the sentences

LIVEWORKSHEETS



Example: There are two …….clouds…..in the sky.

1. The ..... is sitting next to the boy.
2. The two ……..are flying.
3. The three children playing soccer are wearing……
4. The flowers are under the .....
5. The ball is black and .....

III. Look and Answer the questions
(Nhìn lại hình ở trên để trả lời các câu hỏi bên dưới)

1. How many children are there in the picture?

_____

2. How many boys are there?

_____

3. Look at the girl wearing pants. Does she like playing soccer?

_____

IV. Write a sentence about the picture

LIVEWORKSHEETS

(đặt 1 câu về bức hình)

Example: The door is closed.

_____

C. SPEAKING

Part 1: Information questions

1. What's this?

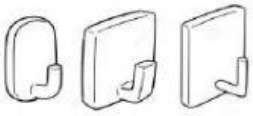

2. What are these?
3. Does she/ he have chicken/ salad/…?

	Monday	Tuesday	Wednesday	Thursday
9:00	math	English	art	music

4. What do you have on Monday/…..?
5. When do you have Math/ English/…?
6. What do you like?
7. What time do you go home/ get up/…?

Part 2: Find the differences

LIVEWORKSHEETS

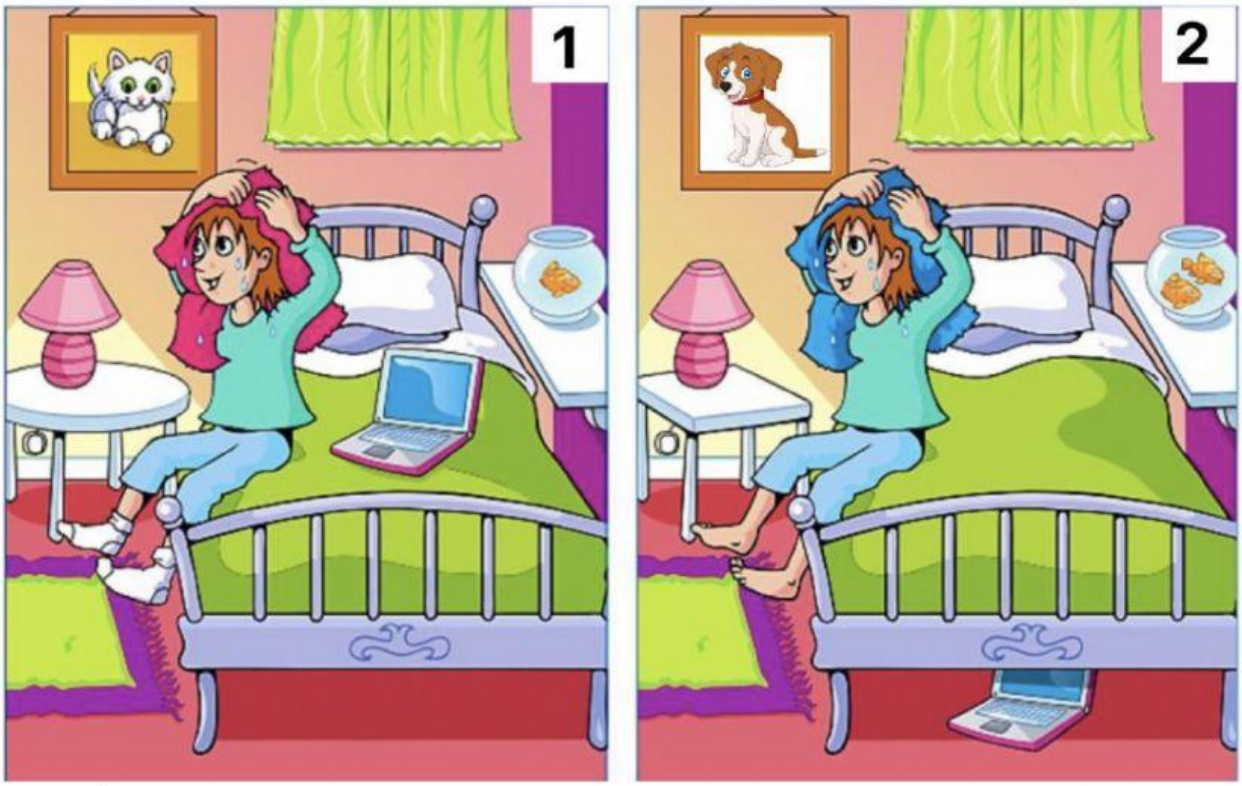

Nêu điểm khác nhau ở 2 bức tranh.

Ví dụ:

- In picture 1, there is a laptop on the bed.

- In picture 2, there is a laptop under the bed.

(Các con nêu 3 điểm khác nhau)

D. LISTENING

Cô ôn trong giờ học trực tuyến.

LIVEWORKSHEETS