

Name.....Surname.....Class P. 2/.....No.....

Date.....

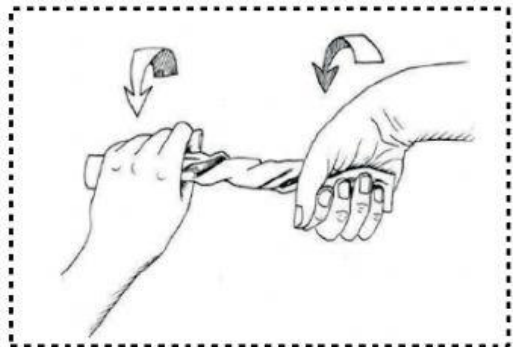
Materials changing shape

Directions: In each picture, think about how the shape has been changed.


Use the words.
 bending squashing stretching twisting
 heating cooling cutting melting




How has the shape been changed?



How has the shape been changed?



How has the shape been changed?



How has the shape been changed?



How has the shape been changed?



How has the shape been changed?




How has the shape been changed?



How has the shape been changed?

Look at the picture and choose the correct answer.

What happens to an empty bottle if you apply force to it.



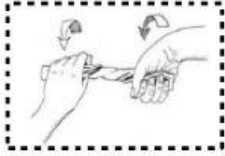
Stays the same

Change the shape

Direction: Draw a line to match pictures to the words.



cutting



bending



twisting



melting



cooling



stretching



heating



smashing