







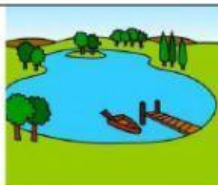
Unit 5: The park
Lesson 1: Nature

I. Listen, point and say.


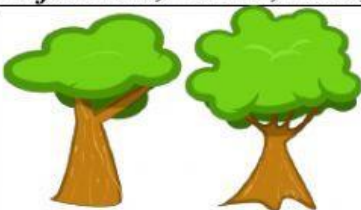






II. Exercises


Exercise 1: .Write the missing letters

		
1. _ _ ower	2. tr _ _	3. ro _ _
		
4. _ _ ver	5. h _ ll	6. _ _ ke

Exercise 2. Look and write: flowers , rocks , hills , trees ,river

		
.....
		
.....

Exercise 3: Look and answer



1. What can you see?
I can see flowers.



2. What can you see?

.....




3. What can you see?

.....



4. What can you see?

.....



5. What can you see?

.....



6. What can you see?

.....

Exercise 4. Put the words in the correct order to make sentences

a) I /see/can/trees./

.....

b) flower./I/can/see/a/

.....

c) see/I/can/rocks./

.....

d) lakes./I/can/see/

.....

e) a/I/can/see/tree./

.....

f) river./a/I/can/see/

.....

g) can/see/What/you/?/

.....