

Unit 2 Our new things

1. Look and write

a. Look at this _____.



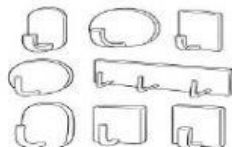
b. This is a _____.



3. That is a _____.



4. These are _____.



5. Those are _____.



6. This is a _____.



7. That is a _____.



8. This is a _____.



9. That is a _____.



Unit 2 Our new things

2. Answer the questions

1. What is that ? (a pencil case)

2. What are those ? (books)

3. What is this ? (a table)

4. What are these ? (coat hooks)

5. What is this (a picture)

6. What are these ? (computers)

7. What are those ? (pens)

8. What is this ? (a rubber)

9. What is that ? (a bag)

10. What are those ? (chairs)

3. Make a question and an answer for every number.

1) What's _____ ? _____.



2) _____ ? _____.



3) _____ ? _____.



4) _____ ? _____.

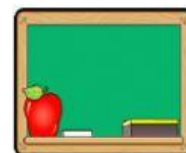


Unit 2 Our new things


5) _____? _____.



6) _____? _____.



7) _____? _____.



4. Reorder the words to make the correct sentences.

a) are /Those /watches./ _____.

b) my/books./These/are / _____.

c) are/Those/my /new/ jeans./ _____.

d) my /house./This/is/ _____.

e) beautiful/These /are /flowers./ _____.

f) are /shoes./These/my/ _____.

g) bike. /my/ That/is/ _____.

h) school. / That /my /is/ _____.

i) Those / are /pens./my/ _____.

j) are /These / computers./ _____.

k) coat hooks./Those/are/ _____.

l) picture ./ This /a /is/ _____.

m). Those/ tables./ are. _____.

n) is /That/ a /big/poster./ _____.


Unit 2 Our new things

5. Look at the picture and write **This is** or **That is**



- a) This is my hat.
- b) _____ your kite.
- c) _____ my ball.
- d) _____ my jacket.
- e) _____ your T-shirt.
- f) _____ your bag.

6. Complete the questions with **this**, **that**, **these** or **those**.



1. What is **that** ?



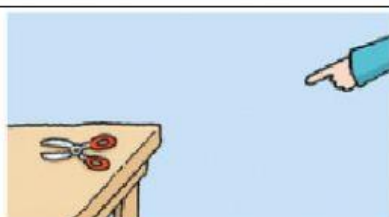
2. What are _____ ?



3. What are _____ ?



4. What are _____ ?












5. What are _____ ?



6. What is _____ ?

Unit 2 Our new things

7. Look and circle the correct sentences.

<p>a. These are books.</p> <p>b. This is a book.</p>	
<p>a. This is a pencil.</p> <p>b. These are pencils.</p>	
<p>a. This is a computer.</p> <p>b. Those are computers.</p>	
<p>a. Those are tables.</p> <p>b. These are tables.</p>	
<p>a. Those are bananas.</p> <p>b. These are bananas.</p>	
<p>a. That is a chair.</p> <p>b. Those are chairs.</p>	
<p>a. Those are cats.</p> <p>b. These are cats.</p>	
<p>a. This is a house.</p> <p>b. That is a house.</p>	
<p>a. These are oranges .</p> <p>b. Those are oranges.</p>	

Unit 2 Our new things

8. Read and tick (✓) the correct picture.

1. This is my bag.



2. That's my kite.



3. That's your ball.











4. This is my jacket.



5. That is your T-shirt.



9. Find the mistakes and correct them.

<p>That is a car. </p> <p>.....</p>	<p>This is a bike. </p> <p>.....</p>
<p>Those are pencils. </p> <p>.....</p>	<p>These are books </p> <p>.....</p>
<p>These are apples </p> <p>.....</p>	<p>Those are my shoes. </p> <p>.....</p>
<p>That is a banana. </p> <p>.....</p>	<p>Those are birds. </p> <p>.....</p>

Unit 2 Our new things

10. Read the sentences and draw pictures.

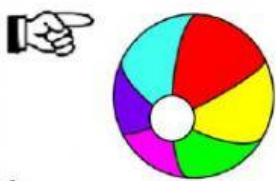











a. This is my cat.	b. That's my dog.
c. These are my parents.	d. Those are my friends.

11. Match

a. What is this ?	1. These are pictures.
b. What are these?	2. This is a table.
c. What is that?	3. Yes , it is.
d. What are those ?	4. That is a big poster.
e. Is this a bike ?	5. No , they aren't.
f. Are these books ?	6. Those are pencils.

Unit 2 Our new things

12. Look at the pictures and write affirmative sentences using demonstrative pronouns **this** , **that** , **these** , **those**.

1 	2 	3 	4 
5 	6 	7 	8 
9 	10 	11 	12 

2. _____
3. _____
4. _____
5. _____
6. _____
7. _____
8. _____
9. _____
10. _____
11. _____
12. _____