

Test theme 4: Clothes
Time: 45 minutes

1

Listen and draw lines. There is one example.



2

Read the question. Listen and write a name or a number.
There are two examples.



Examples

Who is wearing the cap? Toby

What is the girl's name? Lisa

Questions

① What is the boy's name? _____

② What is the baby's name? _____

3

Listen and tick (✓) the box. There is one example.

Example

What is Lisa wearing?



A ☐



B ☒



C ☐

Questions

① What is mom wearing?



A ☐



B ☐



C ☐

② What is Toby wearing?



A ☐



B ☐



C ☐

4

Look and read. Put a tick (✓) or a cross (✗) in the box.
There are two examples.

Examples



This is a blouse.



They are socks.



Questions

①



This is a dress.



②



This is a shirt.



5

Look and read. Write Yes or No.

Examples

She's wearing a skirt.

Yes

He's wearing pajamas.

NoQuestions

1. She's wearing a blue dress.

2. She's wearing white sneakers.

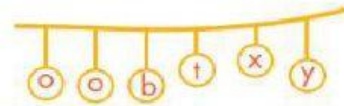
6

Look at the pictures. Look at the letters. Write the words.

Example



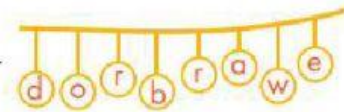
t o y b o x



Questions

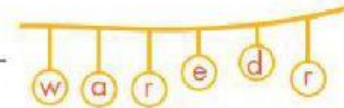
①





②





7

Read this. Choose a word from the box. Write the correct word next to numbers 1-2. There is one example.

What are they wearing?



Lisa and Toby are packing clothes. Toby is wearing green shorts. Lisa is wearing blue (1) _____ on her feet. Her pajamas are (2) _____. The kids are ready to go!

Example




green



scarf



shoes



white

8

Look at the pictures and read the questions.
Write one-word answers.



Examples

Is it Lisa's handbag?

Yes, it is.

Is it Lisa's cap?

No, it isn't.



Questions

1. Are they Amy's socks?

Yes, _____.

2. Are they Amy's jeans?

No, _____.