

ENGLISH LANGUAGE TEST (UNIT 8)

Time: 30 minutes

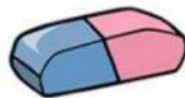
I. READING AND WRITING

Task 1. Look and write. There is one example.

Example: ymg → g\_\_  
ymg → gym



1. rbbure →  
r\_\_\_\_\_



2. ntoebkoo →  
n\_\_\_\_\_



3. hotes →  
t\_\_\_\_\_



4. ulrer →  
r\_\_\_\_\_



5. sepn →  
p\_\_\_\_\_




Task 2. Look and read. Tick  or cross  the box. There are two examples.

*This is my pencil.*

*That is my pen.*

Examples:



A.




B.

1.

2.

These are my pencil cases.



Those are our desks.



3.

Here is my robot.



4.

These are my school things.



5.

Those are my pens and pencils.



Task 3. Read and complete. There is one example.



<u>name</u>	pens	school bag	are	aren't	my
-------------	------	------------	-----	--------	----

Mai: Hello! My (0) name is Mai.

Tony: Hello! Nice to meet you. (1) \_\_\_\_\_ name is Tony. Is this your (2) \_\_\_\_\_?

Mai: Yes, it is.

Tony: And (3) \_\_\_\_\_ these your pencils?

Mai: No, they (4) \_\_\_\_\_.


Tony: And are those your (5) \_\_\_\_\_?

Mai: Yes, they are.

## II. LISTENING

Task 1. Listen and tick . There is one example.

Example:



A.




B.

1.



A.



B.

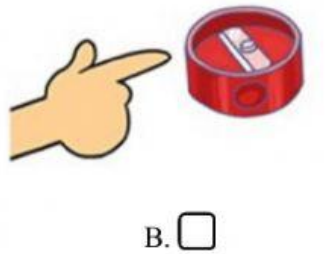
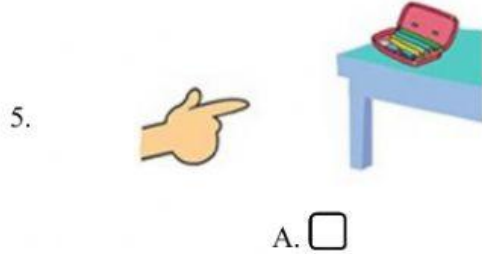
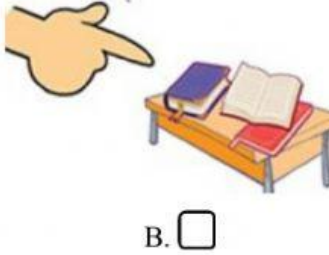

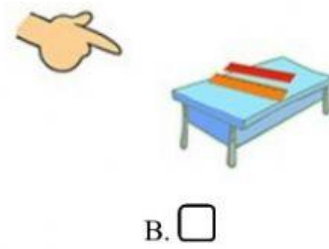
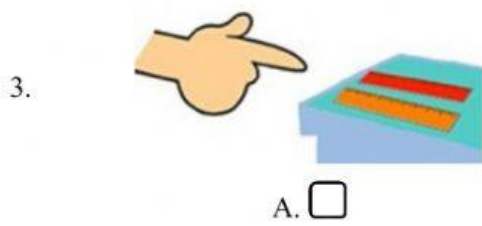
2.



A.


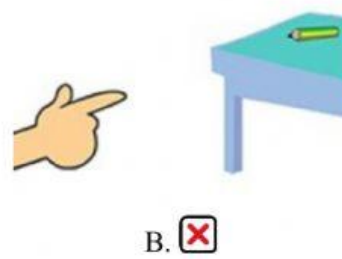
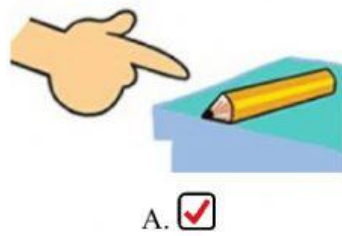


B.

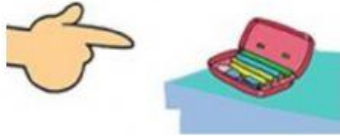


Task 2. Listen and tick  or cross . There are two examples.

Examples:



4.

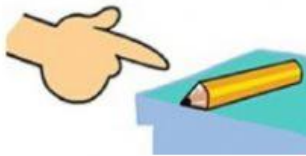


5.



Task 3. Listen and number the pictures. The first picture is done for you.

Example:



A.



B.



C.



D.



E.



F.

-- The end --