

XMAS BREAKOUT

Start



@TeacherMariage

<https://view.genially.com/5fdb5835ed7e540d00a279da/game-breakout-xmas-breakout-teacherMariage>

VOCABULARY

Ornament, stocking, candy cane, reindeer, mistletoe, carol, Christmas, Xmas, bell, Santa Claus, Father Christmas, present, Christmas tree, elf, sleigh, wreath, gingerbread man, snowman, lights, star, angel, cards, cracker, pudding, roast potatoes, gravy, turkey, chimney.

Mission 1: Order some letters (vocabulary identification)

Mission 2: Xmas carol identification (listening)

Mission 3: Guess who am I? (reading comprehension)

Mission 4: Video Xmas in Britain (culture + listening)

Mission 5: Choose the stocking (writing spelling)

UNBLOCK THE LOCK



MISSION 1: ORDER SOME LETTERS

1.

Order these letters and
guess the word

T M E N N
O R A

2.

Order these letters and
guess the word

T S G N C
O K I

3.

Order these letters and
guess the word

A N D C N
Y C E A

4.

Order these letters and
guess the word

E I D N R
E E R

5.

Order these letters and
guess the word

M S E O T
L E I T



MISSION 2: XMAS CAROL LISTENING



SONG 1/4



WHAT ARE YOU LISTENING?

Next Christmas

Last Christmas

Giving my heart



SONG 2/4



WHAT ARE YOU LISTENING?

A very Christmas

Happy new day

We wish you



SONG 3/4



WHAT ARE YOU LISTENING?

All I want for
christmas is you

My wish is true

All I want for
christmas is true



SONG 4/4



WHAT ARE YOU LISTENING?

Jinxed bells

Angel belts

Jingle bells



MISSION 3: WHO AM I ?

Read and circle the correct option:



GUESS WHO AM I ... ?

Click on the correct picture.

CHARACTER
№. 1

I am a living thing. I don't have any arms. I usually live on the ground. Without me, there would be no Christmas.



GUESS WHO AM I ... ?

Click on the correct picture.

CHARACTER
№. 2

I have got white beard. I give presents. I am wearing a hat.



GUESS WHO AM I ... ?

Click on the correct picture.

CHARACTER
№. 3

Children open me on Christmas. I am made of paper. I usually wear a bow on me.



GUESS WHO AM I ... ?

Click on the correct picture.

CHARACTER
№. 5

I am a living thing. I am decorated with ornaments. Santa leaves presents under me.



MISSION 4: XMAS IN BRITAIN

Watch the video and answer the questions:

<https://www.youtube.com/watch?v=HSbN2W04sxU&t=234s>



QUESTION 1: WHAT DO THEY WRITE?

- a. letters
- b. cards
- c. e-mails

QUESTION 2 WHEN IS CHRISTMAS DAY?

- a. 24th of December
- b. 31st of December
- c. 1st of January
- d. 25th of December

QUESTION 3: WHAT DO THEY PULL AT CHRISTMAS DAY?

- a. sweets
- b. jackets
- c. crackers
- d. ropes

QUESTION 4: WHAT DO NOT THEY EAT AT CHRISTMAS DAY?

- a. chicken
- b. roast potatoes
- c. turkey
- d. gravy







QUESTION 5: WHAT DO THEY EAT FOR DESSERT?

- a. chocolate cake
- b. pudding
- c. carrot cake
- d. donuts



MISSION 5: CHOOSE THE STOCKING

Circle the correct option:


1 	CANDEL	CANDLE	CANLE	CANDELL
2 	LIGHTS	LAIGHS	LIGTHS	LITGHS
3 	SLEW	SLEIGHT	SLETH	SLEIGH
4 	WREAIT	WRITH	WREATH	WHREAT
5 	CHINEY	CHIMNY	CHIMNEY	CHIMENY
6 	CHRISTMAS	CRISTMAS	CHISTMAS	CRHISMAS



UNCODE THE LOCK

Write the 5 numbers:

Santa's Sack



The Grinch has locked Santa's

Sack with the 4 lost presents.

Encode the lock in order to
return the presents to Santa.



--	--	--	--	--



THANK YOU VERY MUCH!

CHILDREN WILL GET THEIR PRESENTS ON TIME.
YOU HAVE SAVED CHRISTMAS!



SANTA CLAUS IS VERY GRATEFUL!

@TeacherMarriage

Play again



METODOLOGÍA:

Este "BREAKOUT" ha sido diseñado para que **se juegue y resuelva de manera interactiva**, por lo que lo ideal sería que cada alumno tuviera un ordenador para ir resolviendo las pruebas.

Sin embargo, la realidad en nuestras aulas puede ser diferente y puede que no podamos contar con todos los recursos que nos gustarían.

Es por ello que he preparado estas fichas para que quien lo necesite pueda **proyectar en la pizarra digital el juego** y así poder **resolverlo de manera grupal** toda la clase junta.

Cada alumno tendrá impresas las **fichas de este documento (pág. 2 - 7)** y así cada alumno podrá seleccionar las respuestas correctas que él/ella considere, para que cuando las pongamos en común cada alumno diga qué opción es la correcta.

Por otro lado, voy a compartir el enlace del juego con los alumnos a través de **Google Classroom** para que en casa puedan

CONDICIONES DE USO:

Este material ha sido creado por **María Guirao Egea** y su uso es **personal**. Tanto el juego interactivo como las fichas, no puede ser **copiadas, redistribuidas o vendidas**. No se puede modificar ni compartir sin permiso de la autora y se debe **reconocer su autoría** en todo momento.



Si usas este material en tus clases, me encantaría que me mencionaras en Instagram **@TeacherMariage**

