

# BRAINY 4 UNIT 3

.....

1. UZUPEŁNIJ BRAKUJĄCE LITERKI I POŁĄCZ WYRAZ Z OBRAZKIEM (ŁĄCZYMY KROPKI)



T \_ \_ S U \_ S



U M \_ \_ E L \_ \_



C \_ \_ B



\_ H A \_ \_ E R



\_ E \_ S



P \_ \_ S E



H \_ I R \_ \_ U \_ H



\_ E A \_ P H \_ N E \_



\_ A \_ \_ E T



2. PODPISZ UBRANIA PRZESUWAJĄC WYRAZY NA ODPOWIEDNIE MIEJSCA.

A)



B)



C)



\_\_\_\_\_

\_\_\_\_\_

\_\_\_\_\_

\_\_\_\_\_

\_\_\_\_\_

\_\_\_\_\_

\_\_\_\_\_

\_\_\_\_\_

DRESS

SANDALS

TRAINERS

SHORTS

TROUSERS

JACKET

T-SHIRT

SHOES

### 3. UZUPEŁNIJ ZDANIA TAK, BY PASOWAŁY DO OBRAZKÓW Z ZADANIA 2

A) MANDY'S FAVOURITE CLOTHES ARE HER RED SKIRT / DRESS AND HER SANDALS / CAPS. THEY ARE NOT NEW, BUT THEY IS / ARE COMFORTABLE.

B) SUZIE IS SPORTY, SO HER FAVOURITE CLOTHES ARE SHIRT / T-SHIRT, HER SHORTS AND TRAINERS. THEY AREN'T OLD, THEY ARE UNCOMFORTABLE / NEW.

C) TIMMY'S FAVOURITE SWEATER / JACKET IS DARK RED. IT / THEY IS NICE AND COMFORTABLE. HIS SHOES AREN'T NEW, BUT THEY / IT ARE COOL.

### 4. UZUPEŁNIJ ZDANIA WYBIERAJĄC WŁAŚCIWE SŁOWO.

1. I'VE GOT A CAR. MY / YOUR CAR IS COOL.
2. IGA'S T-SHIRT IS BLUE. HER / HIS T-SHIRT IS BLUE.
3. WHOSE SCHOOLBAG IS IT? IS IT YOU / YOUR SCHOOLBAG?
4. TOM AND LUCY ARE FRIENDS. THEY / THEIR ARE KIND.
5. SAM'S / SAM JACKET IS NEW.
6. MY BROTHER IS FUNNY. THEIR / HIS NAME IS LUKE.
7. IS YOU / YOUR DRESS COMFORTABLE?
8. WE / OUR CAT IS SMALL AND FUNNY.
9. EMILY IS MY / I SISTER.
10. MR BROWNS IS THEY / THEIR TEACHER.

### 5. UZUPEŁNIJ ZDANIA WŁAŚCIWYM SŁOWEM.

OLD

TWELVE

SHY

MY

FRIENDS

HI! \_\_\_\_\_ NAME IS KAREN AND I'M 11 YEARS \_\_\_\_\_. TOM AND ALEX ARE MY \_\_\_\_\_. TOM IS 11, BUT ALEX IS \_\_\_\_\_. WE'RE SPORTY AND HELPFUL. ALEX AND TOM ARE FRIENDLY, BUT I'M \_\_\_\_\_.



## 6. USTAW DIALOG W ODPOWIEDNIEJ KOLEJNOŚCI

GOOD MORNING. THEY'RE 25 POUNDS.	1
THANK YOU. HAVE A GOOD DAY.	2
GOOD MORNING. HOW MUCH ARE THESE SANDALS?	3
HERE YOU ARE.	4
THANK YOU. GOODBYE.	5

## 7. POŁĄCZ SYTUACJĘ ZE ZDANIEM, KTÓRE WTEDY UŻYJESZ.

WCHODZISZ RANO I SIĘ WITASZ.

CHCESZ ZAPYTAĆ O CENĘ SUKIENKI.

COŚ KOMUŚ PODAJESZ.

CHCESZ ZAPYTAĆ O CENĘ SŁUCHAWEK.

ŻYCZYSZ KOMUŚ MIŁEGO POPOŁUDNIA.

WYCHODZISZ I SIĘ ŻEGNASZ.

MÓWISZ ILE KOSZTUJĄ SPODNIĘ.

MÓWISZ ILE KOSZTUJE PARASOLKA.

HERE YOU ARE.

IT'S 12 POUNDS.

HAVE A NICE AFTERNOON.

HOW MUCH IS THIS DRESS?

GOOD MORNING.

THEY'RE 50 POUNDS.

HOW MUCH ARE THESE HEADPHONES?

GOODBYE.

## 8. POPATRZ NA OBRAZKI I UZUPEŁNIJ ZDANIA WŁAŚCIWYM WYRAZEM.

1. THIS IS / THAT IS AN APPLE.

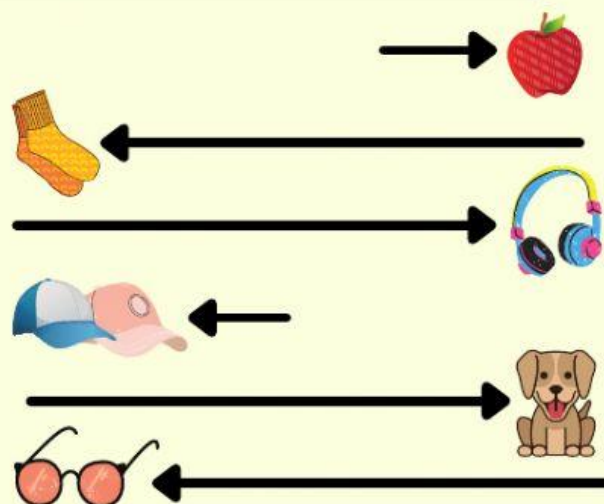
2. THOSE IS / THOSE ARE SOCKS.

3. THAT IS / THOSE ARE HEADPHONES.

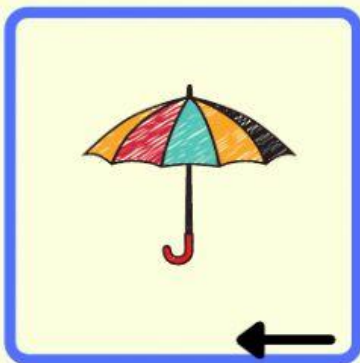
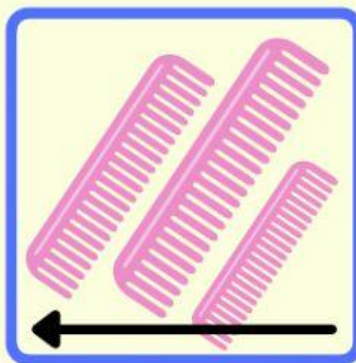
4. THIS IS / THESE ARE CAPS.

5. THAT IS / THAT ARE A DOG.

6. THOSE ARE / THAT IS GLASSES.



9. DOPASUJ OBRAZEK DO OPISU PRZESUWAJĄC OBRAZEK NA WŁAŚCIWE ZDANIE.



THESE ARE  
DRESSES.

THOSE ARE  
UMBRELLAS.

THAT IS A KEY.

THESE ARE  
COMBS.

THESE ARE  
HAIRBRUSHES.

THIS IS A  
DRESS.

THOSE ARE  
SHOES.

THIS IS AN  
UMBRELLA.