

Teacher's comments	Total	MARK
..... .....	...../ 40	

**PART I. LISTENING**

**Task 1. Listen and tick (✓) or cross (X). There are two examples(A,B).**

*Examples:*



A. ☒



B. ☒



1. ☐



2. ☐



3. ☐



4. ☐



5. ☐

**Task 2: Listen and match. The first picture is done for you.**



A



B



C



D



E

1

2

3

4

5

## PART II. READING AND WRITING

Task 1. Look and write. There is one example(0).

0. *y m g* → *gym*



3. . hotes  
→ t\_\_\_\_\_



1. *ecnplicsae*  
→ p\_\_\_\_\_ c\_\_\_\_\_



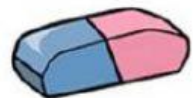
4. *ntoebkoo*  
→ n\_\_\_\_\_



2. *rlbayir*  
→ l\_\_\_\_\_



5. *rb bure*  
→ r\_\_\_\_\_



Task 2. Look, read and write Yes or No.

*I'm Mai.*

*It's big*

*Examples:*



0. **Yes**



1.

Come here, please!



2.

The gym isn't big.  
It's small.



3.

Don't talk, please!



4.

The ruler is green.



5.

**Task 3. Read and complete. There is one example.**

Hi                      meet                      is                      no                      that                      nice

Phong: (0) Hi, Linda.


Linda: Hello, Phong. (1) This \_\_\_\_\_ Tony.

Phong: (2) \_\_\_\_\_ to meet you.

Tony: Hello, Phong. (3) Nice to \_\_\_\_\_ you, too.

Linda: Is (4) \_\_\_\_\_ Mai?

Phong: (5) \_\_\_\_\_, it isn't. It's Hoa.



**Task 4. Odd one out.**

- |    |                 |          |            |           |
|----|-----------------|----------|------------|-----------|
| 0. | <u>A. hello</u> | B. I     | C. you     | D. he     |
| 1. | A. pencil       | B. black | C. pink    | D. purple |
| 2. | A. five         | B. eight | C. ten     | D. those  |
| 3. | A. book         | B. ruler | C. big     | D. bag    |
| 4. | A. stand        | B. gym   | C. open    | D. close  |
| 5. | A. Peter        | B. Linda | C. Friends | D. Mary   |

**Task 5 . Which word is differently pronounced.**

- |    |                   |                     |                   |                   |
|----|-------------------|---------------------|-------------------|-------------------|
| 0. | A. <u>it</u>      | <u>B. ice-cream</u> | C. <u>is</u>      | D. <u>in</u>      |
| 1. | A. <u>th</u> ank  | B. <u>th</u> at     | C. <u>th</u> ey   | D. <u>th</u> ese  |
| 2. | A. <u>c</u> ome   | B. <u>c</u> at      | C. <u>c</u> an    | D. <u>c</u> ircle |
| 3. | A. <u>o</u> n     | B. <u>g</u> o       | C. <u>d</u> og    | C. <u>o</u> range |
| 4. | A. <u>l</u> isten | B. <u>t</u> his     | C. <u>f</u> inger | D. <u>f</u> ine   |
| 5. | A. <u>th</u> at   | B. libr <u>a</u> ry | C. <u>h</u> at    | D. <u>c</u> at    |









**Task 6 . Write the answers about you.**

1. What's your name?  
.....
2. How old are you?  
.....
3. What colour are your books?  
.....
4. What is the name of your school?  
.....
5. Is your classroom small?  
.....

**PART III. SPEAKING**

1. Respond the questions in task 6.
2. Talk about the pictures .

 <p>Unit 6-4</p>	 <p>Unit 6-5</p>
 <p>UNIT 7-3</p>	 <p>UNIT 7-5</p>
 <p>Unit 9 - 7</p>	 <p>Unit 9 - 10</p>

**-THE END-  
GOOD LUCK TO YOU!**