NOME: DATA: / /

Atividades de Matemática

MULTIPLICANDO E REGISTRANDO.

1		EXEMPLO: Flores: 2 + 2 +2 = 6 2 x 3 = 6
2		Flores:
3		Peixes:
4		Pares de botas:
5		Gotas da chuva:
6		Milhos:
7		Abelhas:
8		Estrelas:

LIVEWORKSHEETS

1. Forme os conjuntos e registre as multiplicações e adições.

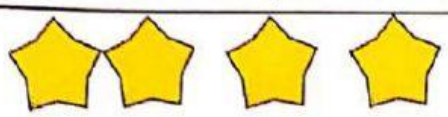

Adição: 2 + 2 + 2 = 6

Multiplicação: 2 x 3 = 6

Adição: _____

Multiplicação: _____



Adição: _____

Multiplicação: _____



Adição: _____

Multiplicação: _____

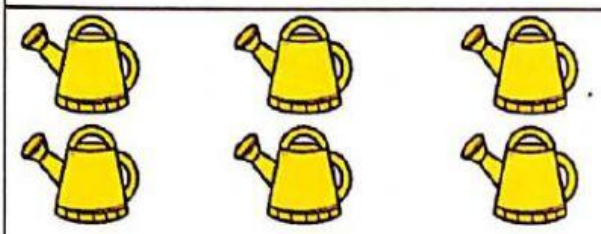

Adição: _____

Multiplicação: _____

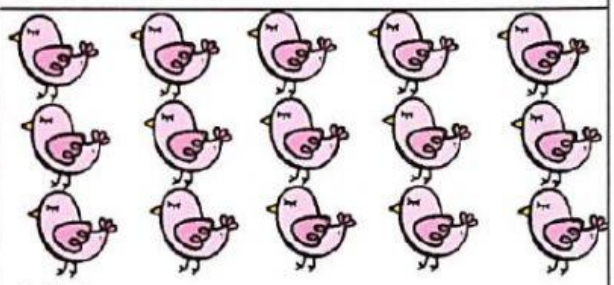

Adição: _____

Multiplicação: _____



Adição: _____

Multiplicação: _____

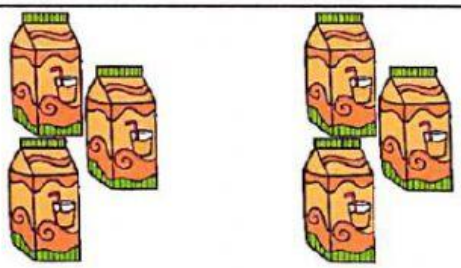

Adição: _____

Multiplicação: _____

LIVEWORKSHEETS

Coloque um X nos quadrinhos com o resultado da multiplicação, conforme o exemplo.

b)



3 x 3 = 9

b)

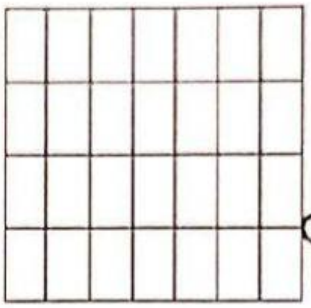

4 x 3 = _____

C)



5 x 6 = _____

d)



5 x 4 = _____

e)



3 x 4 = _____

f)



3 x 9 = _____

LIVEWORKSHEETS

1. Observe os conjuntos e seus elementos para realizar a soma e a multiplicação.



Lembrete: o conjunto cerca os elementos que estão dentro dele.

Quantos conjuntos temos?_____conjuntos

Quantos elementos (pássaros) em cada conjunto? _____

Como fazemos esta soma?____+____=_____

Como fazemos a multiplicação?____x____= ____



Quantos conjuntos temos?_____conjuntos

Quantos elementos (gatos) em cada conjunto? _____

Como fazemos esta soma?____+____= ____

Como fazemos a multiplicação?_____x____= ____



Quantos conjuntos temos?_____conjuntos

Quantos elementos (ratos) em cada conjunto? _____

Como fazemos esta soma?____+____= ____

Como fazemos a multiplicação?____x____= ____

LIVEWORKSHEETS