SECRETARIA MUNICIPAL DE EDUCAÇÃO, CIÊNCIA E TECNOLOGIA

EDUCAÇÃO ILUMINA VIDAS

PREFEITURA DE CAMPOS UMA NOVA HISTÓRIA

ESCOLA MUNICIPAL CONSELHEIRO JOSINO	
LABORATÓRIO DE TECNOLOGIAS DIGITAIS	
PROFESSORA: Andréa Jardim	**DATA:**
ALUNO (A):	**TURMA:** 5º ano
CAMPO DO CONHECIMENTO: Matemática	**CÓDIGO:** EF05MA03
HABILIDADES: Identificar e representar frações (menores e maiores que a unidade), associando-as ao resultado de uma divisão ou à ideia de parte de um todo, utilizando a reta numérica como recurso.	

FRAÇÕES

O que é Fração?

LIVEWORKSHEETS

1- Observe o exemplo e registre as frações:

$\frac{2}{3}$	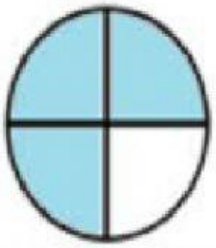 _____
_____	_____
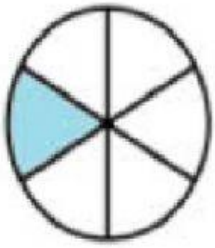 _____	_____
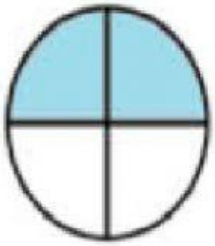 _____	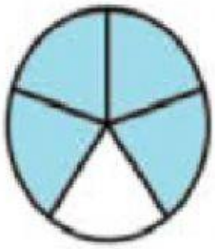 _____
_____	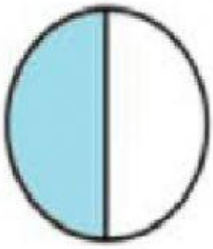 _____

LIVEWORKSHEETS

2- Marque com um X a resposta correta:

a) Qual o pedaço de pizza é maior?



b) Qual a fração representa a parte comida do bolo?

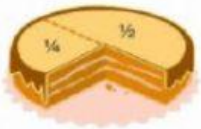

½ ¼ 1/3

c) Qual a fração representa a metade do bolo?

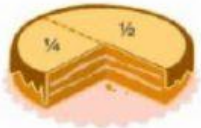

½ ¼ 1/3

3- Diga a fração correspondente de cada figura, escrevendo o numerador e denominador.



LIVEWORKSHEETS

4- Qual é a fração da área pintada?

1) _____

2) _____

3) _____

4) _____

5) _____

6) _____

7) _____

8) _____

9) _____

10) _____

5- Faça a correspondência das frações:

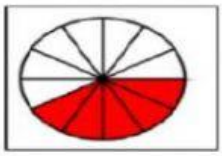

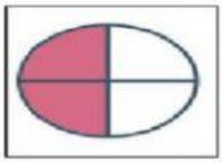

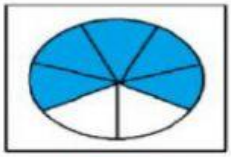

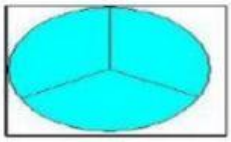

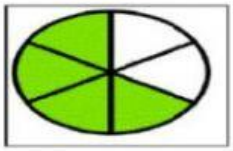

$\frac{4}{6}$

$\frac{3}{3}$

$\frac{5}{7}$

$\frac{5}{12}$

$\frac{2}{4}$

LIVEWORKSHEETS