




Name: _____

Date: _____

Class: _____

Task 1: Look and read. Put a tick (✓) or a cross (✗) in the box.

Example:



This is a lamp.

1.



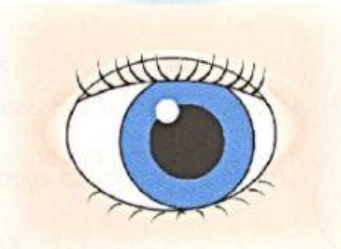
This is a face.

2.



This is a nose.

3.



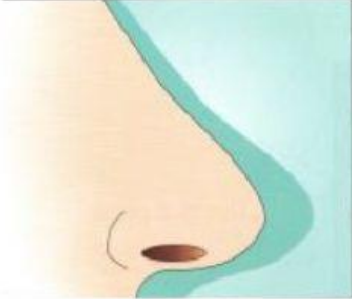
This is an ear.

4.



This is a hand.

5.



This is a chin.

Task 2: Look and read. Write YES or NO.

1 The monkey has got a short tail.

2 It has got big ears.


3 It has got four legs.

4 The girl has got long hair.


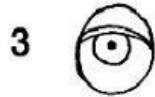
5 She has got small eyes.




Task 3: Look at the pictures. Look at the letters. Write the words.



face



Task 4: Look at the pictures and read the questions. Write one-word answers.



- 1 Who's got four arms?
- 2 How many legs has Tony got?
- 3 Who's got three eyes?
- 4 Are Anna's feet big or small?
- 5 Who's smiling?

Task 5: Read the story. Choose a word from the box. Write the correct word next to numbers 1-5.

I am on the _____ face _____. I'm on the head.

I can be big or (1) _____.

(2) _____. All people have me and

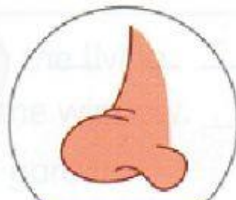
(3) _____ have me, too. They (4) _____,

talk or (5) _____ with me. What am I? I am a mouth.

A mouth



face



nose



small



animals



body



eat



eyes



smile