











## Vocabulary Review

1. Read and listen to the name of each farm animal. Draw a line from each name to the animal's picture, and then draw a line from the animal's picture to the items the animal gives us.

cow	•	•		•	
pig	•	•		•	
hen	•	•		•	
sheep	•	•		•	
bee	•	•		•	

2. Look at the weather icons. What should you wear for each type of weather? Select the two best clothing pictures for each type of weather.


3. Drag the parts of a plant pictures to create a rose plant. Click on the names to hear them. Then, listen to the plant song.

flower →

leaves →

stem →

roots →



Parts of a Plant Song 

