



Name:

Class: Date: ... / ... /


STARTERS

Exam prep 10

Total score	Teacher's comments
	<p>.....</p> <p>.....</p> <p>.....</p>

PART I: LISTENING

Exercise 1: Listen and draw lines. There is one example.



Exercise 2: Read the question. Listen and write a name or a number.

There are two examples.

Examples:

What's the girl's name?

Kim

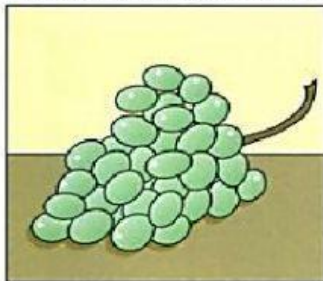
How many people live in her house?

8


1. Where does Kim live? School
2. What number is Kim's house? Class
3. What is Kim's grandma's name? Miss
4. How many brothers has Kim got?
5. How old is Kim's big brother?

Exercise 3: Listen and tick (✓) the box. There is one example.


What's Bill's favourite fruit?



A



B



C

1 Which bag can May have?



A



B



C

2 What is Grandad's favourite game?



A




B



C


3 What can the boy have for lunch today?



A




B



C

4 Where's Ben going?



A




B




C


5 What's Anna drawing?



A




B



C

Exercise 4: Listen and color. There is one example.




PART II: READING & WRITING

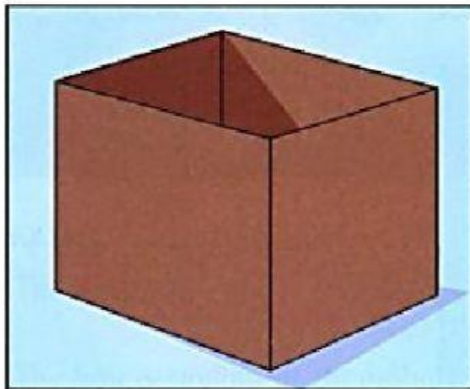
Exercise 1: Look and read. Put a tick (✓) or a cross (✗) in the box.

There are two examples.

Examples



This is an elephant.




This is a desk.



Questions

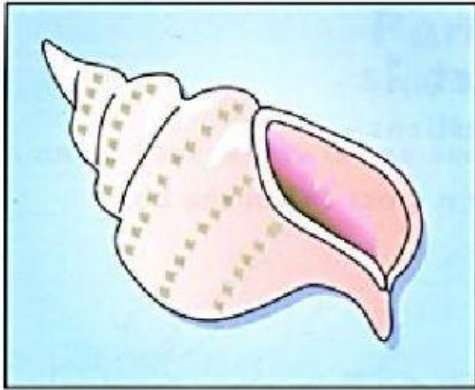
1



This is a lemon.

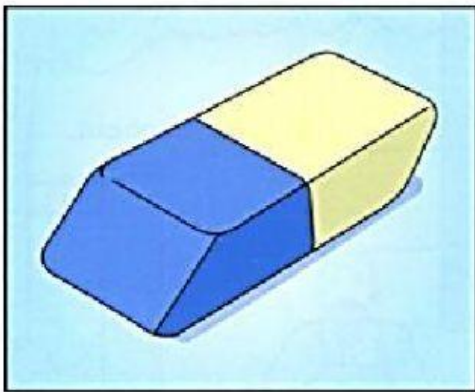


2



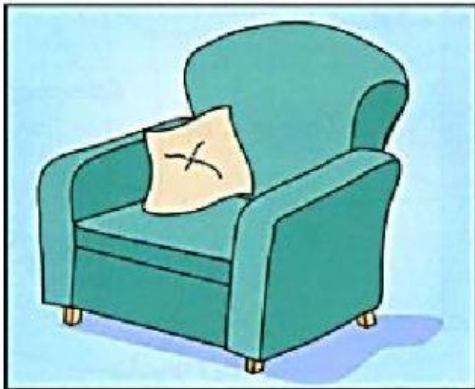
This is a shell.

3



This is a ruler.

4



This is an armchair.

5



This is a camera.

Exercise 2: Look and read. Write *Yes* or *No*.



Example:

There is a bag under a chair.

Yes

The boy is smiling at the baby.

No

1. There are five children in the picture.

.....

2. There is a clock on the wall.

.....

3. The man is reading a book .

.....

4. There is some fruit on the table.

.....

5. The girl is wearing a blue dress.

.....

Exercise 3: Look at the pictures. Look at the letters. Write the words.

Example



h a n d



Questions

1






2





3





4





5













Exercise 4: Read this. Choose a word from the box. Write the correct word next to numbers 1 – 5. There is one example.

A street

I am long. The houses in me have...*gardens*... with trees and flowers in them. People drive cars and (1) in me. Friends stop and talk in me. Three families in the new (2) People get food from a (3)..... in me. Lots of children have their lessons in the big (4) in me. Some people walk with their (5) in me.

What am I? I am a street.

Example			
			
gardens	dogs	sofas	buses
			
school	shirt	shop	flats

Exercise 5: Look at the pictures and read the questions. Write one word answers.



Examples:

What is Grandpa giving to the birds?

.....*some cake*....

How many boys are there?

.....*two*.....

1. Is there a bird on the ball?

.....