

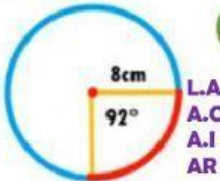


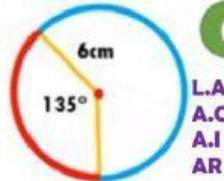
LONGITUD DE ARCOS

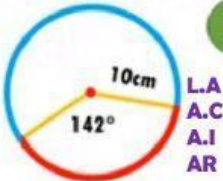
INSTRUCCIONES: Encuentra la longitud de los arcos marcados, además de anotar el valor de sus ángulos centrales (A.C), ángulo inscrito (A.I) y su arco (AR)

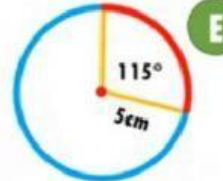
EJERCICIOS

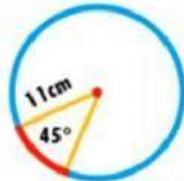
Calcula la medida del arco en cada uno de los casos.

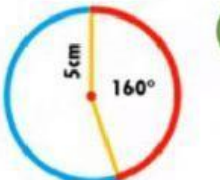
A  **L.A**
A.C
A.I
AR

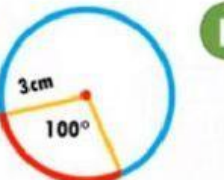
B  **L.A**
A.C
A.I
AR

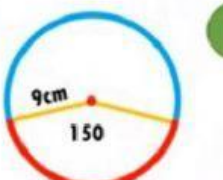
C  **L.A**
A.C
A.I
AR

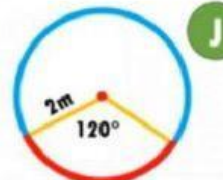
D  **L.A**
A.C
A.I
AR

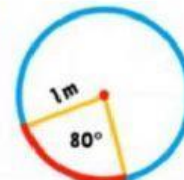
E  **L.A**
A.C
A.I
AR

F  **L.A**
A.C
A.I
AR

G  **L.A**
A.C
A.I
AR

H  **L.A**
A.C
A.I
AR

I  **L.A**
A.C
A.I
AR

J  **L.A**
A.C
A.I
AR