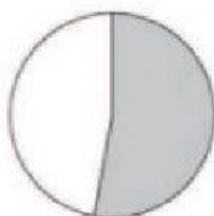


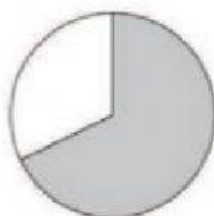
Vocabulary results and figures

- 1 Look at the pie and bar charts. Complete the phrases (1-4) with these words.


exactly just over nearly well over



1 _____ half



2 _____ 50%



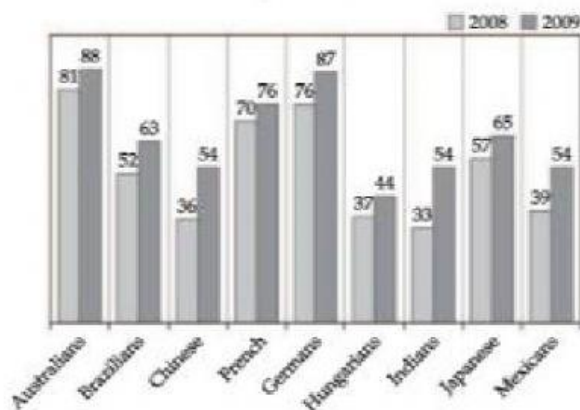
3 _____ the same



4 _____ double

Reading understanding a chart

- 3 This chart compares how often people in different countries recycled their household materials in 2008 and 2009. Complete the statements (1-7) with the correct nationality.



- In both years, the Australians recycled over eighty percent of the time.
- The _____ increased their recycling to just over three-quarters of the time in 2009.
- In 2008, the _____ recycled exactly a third of the time. In 2009, they recycled just over fifty percent of the time.
- In 2009, the _____, the _____, and the _____ all recycled at the same frequency.
- The _____ increased their rate of recycling by exactly fifty percent.
- The _____ recycled just over seventy-five percent of the time in 2008 and then well over eighty percent in 2009.
- The _____ recycled just over a third of the time in 2008 and over forty percent in 2009.