Tandakan | / | pada gambar yang mempunyai tekstur tebal dan | X | pada gambar yang mempunyai tekstur nipis.

1.

4.

2.

5.

3.



6.



LIVEWORKSHEETS

Namakan bahagian rekoder.

pemipit | atas | tengah | bawah



LIVEWORKSHEETS

Padankan nilai not yang betul.

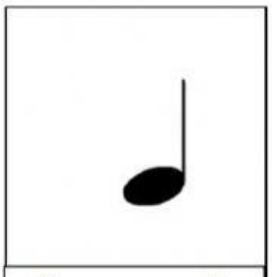

krocet

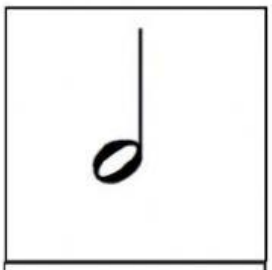

minim



semibrif

kuaver

2

1

1/2

4

LIVEWORKSHEETS

Namakan not-not pada baluk di bawah sama ada not G, not A atau not B.



not



not



not



not



not



not

LIVEWORKSHEETS