



SEVILLA PRIVATE PRIMARY SCHOOL

INFANT 2- TERM I

Weekly Test

Week 10

SPELLING

Select the correct spelling of the word being called out for each number.

1. pajes	pages
2. lovingly	lovinly
3. odder	other
4. huge	huje
5. prayz	prays
6. room	roum
7. finaly	finally
8. large	larje
9. prayers	preyers
10. few	fue

PHONICS

Vowel Teams

'ea' and 'oa'

Look at the vowel teams and pictures.

Drag the pictures to show the meaning for each word.



'ea'

1. s ea

2. h ea t

3. m ea t

'oa'

1. oa t


2. b oa t

3. t oa d


PHONICS

Blends

Look at the pictures and parts of words below. Type the blends above the words, to fill the blanks and build words. Drag the pictures to show the meaning for each word.



The first one is done for you.

'br'		'cr'		'dr'		'fr'	
1. <u>br</u> idge		1. ___ib		1. ___um		1. ___iends	
2. ___ush		2. ___ayon		2. ___ess		2. ___uits	

VOCABULARY

Phonograms- 'eigh/t'

Look at the pictures and the word sounds. Type the letters above the words, to fill the blanks and build words. Drag the pictures to show the meaning for each word.



'eigh'		'eight'	
3. n_____		1. w_____	
4. sl_____		2. _____een	

VOCABULARY

Homophones

Read each word. Drag the pictures to show the meaning for each homophone.



<u>Word</u>	<u>Meaning</u>	<u>Word</u>	<u>Meaning</u>
hear		hare	
flour		flower	
their		there	

GRAMMAR

Verbs

Choose the words that are verbs from below.

wish dish catch church box mix do to play doll

Singular Verbs

Rule: Singular verbs end with 's'.

Rule: To say that it is happening now, we add 'ing' to the end of the verb.

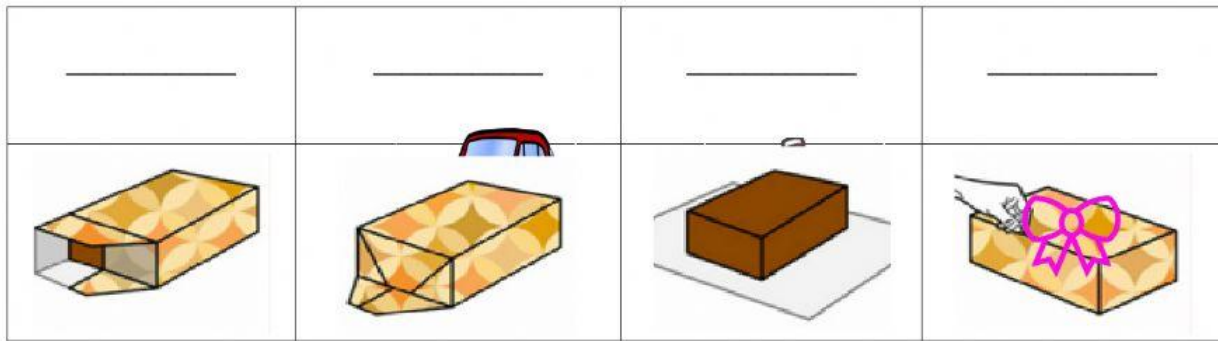
Select the correct word for each sentence.

1. She **touch** / **touches** the baby's hand.
2. The cat **watch** / **watches** the rat.
3. The boy **play** / **plays** Cricket daily.
4. Tammy **talks** / **talk** loudly.
5. The girl **brushes** / **brush** her long hair.
6. I am **eats** / **eating**.
7. The dog is **barks** / **bark** / **barking** at the man.

CREATIVE WRITING

Writing Steps/ Writing Instructions

Type the number on the line 1, 2, 3 and 4 to order the steps in wrapping a present for the pictures below.



MATHEMATICS

Number Concepts

Type the correct number in the boxes to complete the number sentences.

14 = ten and _____ more

14 = 10 + _____

14 comes before _____

14 comes after _____

Addition

Use your counters to complete the following addition problems. Type the numbers in the boxes.

1. $14 + \underline{\quad} = 14$

2. $8 + \underline{\quad} = 14$

3. $7 + \underline{\quad} = 14$

Pictograph/ Picture Chart

Look at the pictograph below. Read the chart and answer the questions.
Choose the correct answer from the box for each question.

Candy Canes				
Stockings				
Signs				
Trees				

Decorations sold for Christmas

Key

			
1 Candy Cane	1 Chocolate	1 tree	1 Sign

1. How many types of decorations were sold for Christmas?
2. How many decorations were sold altogether?
3. How many **Candy Canes** were sold?
4. Which item was least sold?

THE END!!