Name:

Date: 18.11.2021

>>> SUMMATIVE ASSESSMENT

SCORE: /100

(Unit 1 – Unit 10)

A Compare the size, height and weight of the pupils below. Choose the correct answer. [8 *marks*]

1. Ali has the _____ weight.
2. Vellu is the _____ compared to the others.
3. Abu and Azlan have the same _____.
4. Abu is _____ than Vellu.

B Look at the picture of Mr. Akashah below. Arrange Mr. Akashah's pictures from young to old. [8 *marks*]

☐ ▶ ☐ ▶ ☐ ▶ ☐

LIVEWORKSHEETS

C Put number '1' against the animals that look like their mothers and put number '2' against the animals that do not look like their mothers.

[12 marks]

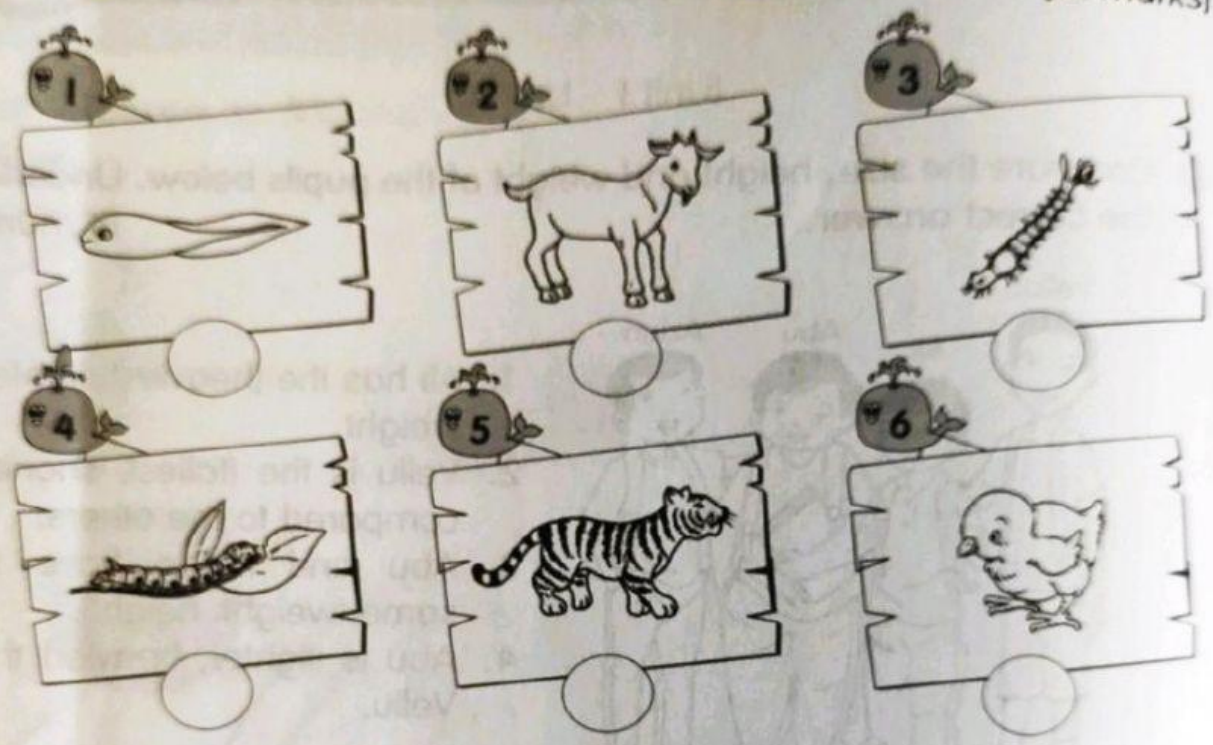

D Number the changes that happen to a frog from its birth starting from an egg.

[10 marks]

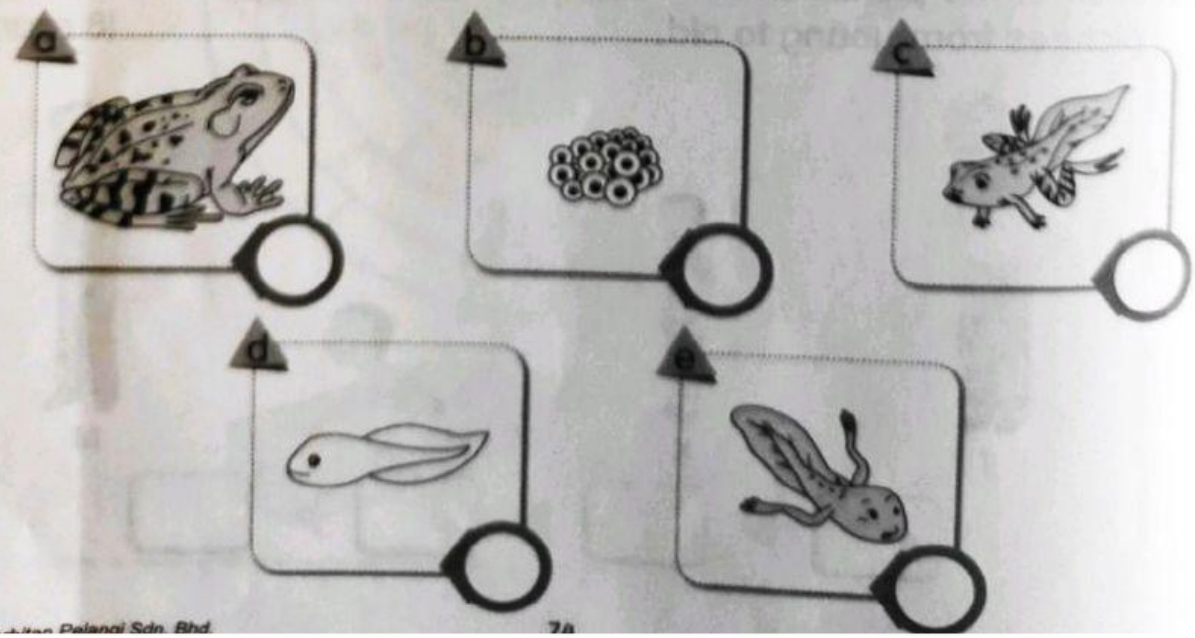

LIVEWORKSHEETS

E Identify the animals that are wrongly classified in group *P* and *Q* according to their reproduction methods. Then, fill in the blanks with the correct answers. [8 *marks*]

Group *P*

Tiger

Zebra

Rabbit

Ostrich

1. _____ cannot be classified in this group because it does not _____.

Group *Q*

Fly

Lizard

Bird

Bat

2. _____ cannot be classified in this group because it does not _____.

LIVEWORKSHEETS

F Choose the correct answer. [4 marks]

This plant is not getting enough _____. This plant will _____.

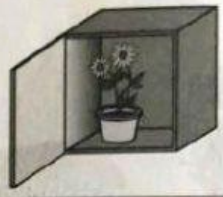

G Who is speaking? Match. [6 marks]

1. I produce light and brighten camping sites at night. •

2. I am a natural source of light. I brighten the environment during the day. •

3. Without me, you would not be able to read in a room at night. •

(a) •

(b) •

(c) •

LIVEWORKSHEETS

H Match the situation with the correct importance of light. [6 *marks*]

Situation	Importance of light
1	To warm the body
2	To walk out of the house
3	To read

I Match the objects with the states of the light bulbs in the circuit below. [8 *marks*]

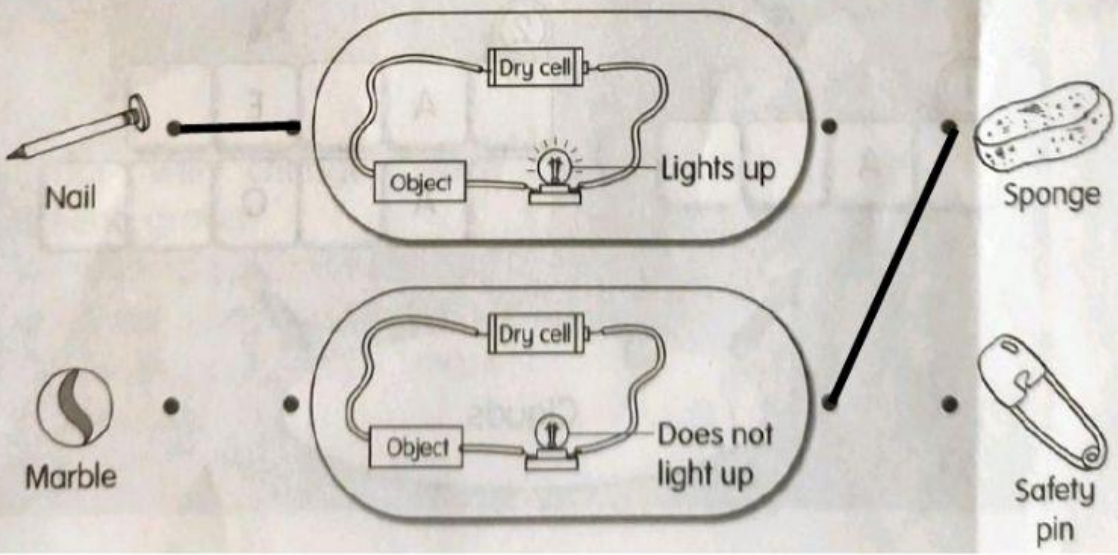

LIVEWORKSHEETS

J Choose the correct way to separate the mixtures that are given.

[6 *marks*]

1 Mixture of sand and needles	Magnetic attraction	Filtration method
2 Mixture of pebbles and polystyrene balls	Sieving method	Floatation method
3 Mixture of baking soda and water	Sieving method	Filtration method

K The diagram below shows the natural water cycle. Fill in the blanks with the correct answers.

[4 *marks*]

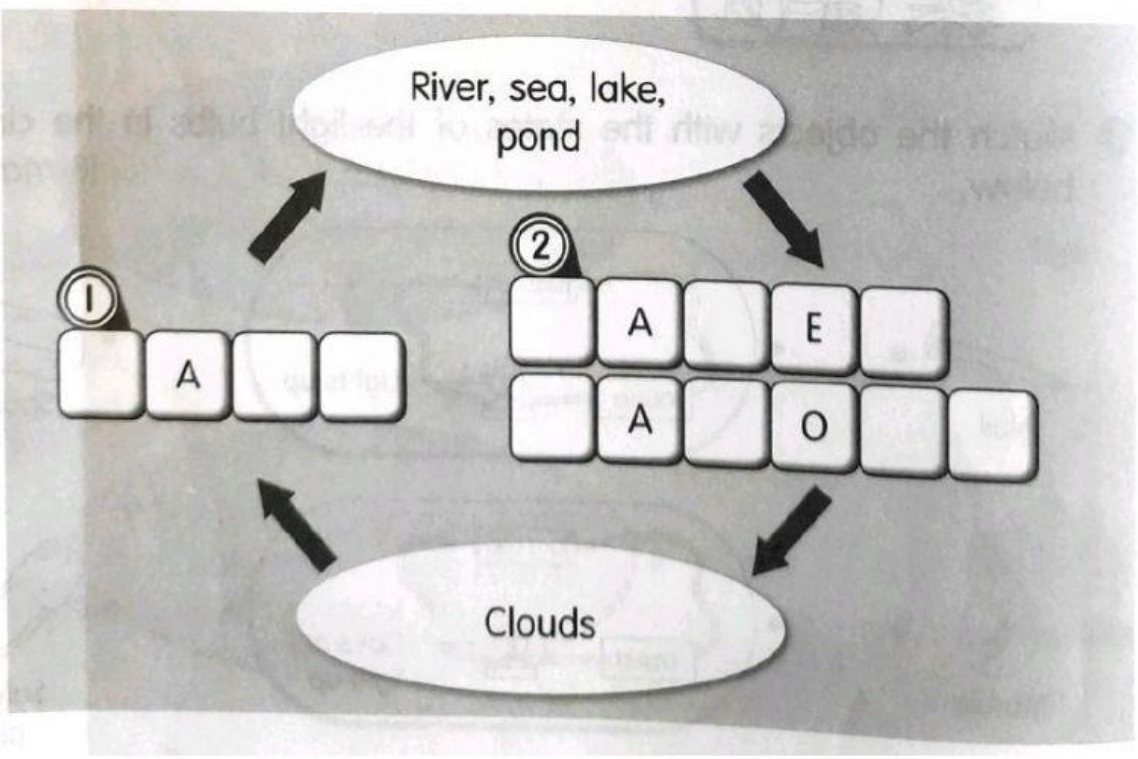

LIVEWORKSHEETS