

# Computer-Aided Drafting and Design






## Modify Toolbar Commands Worksheet 2

Name: \_\_\_\_\_ Grade: \_\_\_\_\_ Date: \_\_\_\_\_

### A. Match the command name to its purpose.

- |                       |   |
|-----------------------|---|
| _____ Trim            | A. Relocate an object from one location to another.   |
| _____ Rectangle Array | B. Evenly distributes copies of the object in a circular pattern around a center point or axis of rotation. |
| _____ Move            | C. Evenly distributes copies of the selected object along a path or a portion of a path.                    |
| _____ Path Array      | D. Remove part of an object that extends beyond a boundary.   |
| _____ Offset          | E. Distributes copies of the selected object into any combination of rows, columns, and levels.             |
| _____ Polar Array     | F. Creates a new object parallel to or concentric with a selected object.                                   |

### B. Use the command names above to identify the command icons.

1			4		
2			5		
3			6	